



TD Scuba
1173 N. E. Rice Road
Lee's Summit, Missouri 64086

Fulfilling the Urge to Submerge



Sayonara, Summertime!

After a summer of fun in the sun on all your diving adventures, you're probably sporting that ever-enviable wetsuit tan line—but not for long. As your hot tan lines start to fade, the weather is starting to cool off. Does that mean completely saying good-bye to diving for another season?

No way! There are plenty of things to do in the winter to keep you in tip-top diving form.

Don't forget about all the great classes that don't require any water

time at all. They're a great way to keep your mind on diving and add to your list of skills—even if it is snowing outside (gotta love those Midwest winters)! Stop by T. D. Scuba and see what classes are coming up.

Can't stay away from the water for long? Sign up for a day trip to Bonne Terre Mine in March. After a few months of huddling in front of the fire and trying to keep warm, a splash into the tropical waters of Bonne Terre could be just the thing you need!

PADI Specialty of the Month

October – Dry Suit Diver

Want to stay warm and toasty on a dive? Enjoy being able to actually *feel* your extremities? Then it's time for the Dry Suit Diver Course! Keep the water out and learn about all things dry suit.

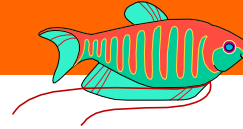
November – Equipment Specialist

If you want to know how your gear works and get some great tips on maintaining your gear, then this is the class for you! You can take this course year-round, so it's a great way to keep your mind on the water during the arctic chill of a Midwest winter!

December – Project AWARE

Become an eco-system champion as you learn how you can make a difference in the underwater world. This is another great course that can be taken year round!





Things I Wish I Had Known Before I Went on a Live-Aboard

You learn a LOT when you are on a live-aboard, in close proximity to 20 or more strangers, much of it being either things that tend to gross you out or really irk you. However, had I known but a few of these wise tidbits before embarking on our journey, life might have been made just a bit less complicated. So, in an effort to spread the wealth of this hard-earned knowledge, I leave you with the following tips and things to remember.




- Buy a lot of Dramamine! If you think you have enough for a small village, pack it, and then go buy some more.
- Under no circumstances should you attempt to go below-deck for anything other than sleep—you will barf.
- While showering on the high seas in a small metal box about the size of a casket, do not attempt to shave your legs. If you do this, you will most likely need a tourniquet.
- You and your laundry will stink like a fish market by the end of the week—save one clean towel for your shower on your last day. Trust me, the folks sitting by you on the plane ride will thank you for this.
- Never, under any circumstances, snorkel near your child if he or she is carrying a spear gun (for the first time ever)! This is dangerous and to be avoided.
- When biology necessitates use of the head, always (I cannot stress this enough), always wear shoes. The sticky stuff on the floor is exactly what you think it is. Yep, the boat rocked, someone missed, enough said.
- Hone your navigational skills. You will be mocked if one of the crew members has to retrieve you in the dinghy.
- Master the art of the shimmy to remove your clothing. I do not exaggerate when I say that you will not be able to bend over and close the door at the same time. This goes for the shower and the head.
- If you imbibe on shore night, or any other night, the boat will seem like it is rocking more than normal. This is quite uncomfortable—at this point, no amount of Dramamine will help.
- There are many, many places to bump your head. Tall people, duck.
- Secure your tank. You will also be mocked, especially if you repeatedly forget this important step.
- By the time you get your sea legs and stop stumbling around the deck like a rhino on roller skates, you will be docking and getting ready to hit dry land.



“We should come home from adventures, and perils, and discoveries every day with new experience and wonder.”

Henry David Thoreau

To all of you planning a live-aboard trip, hopefully you can take these tips and use some of the information to make your trip even more pleasant. Live-aboards are great—though it’s definitely a trip getting used to all the on-board amenities!



Cause and Effect

This is a little phenomenon that, when you really think about it, has a lot of control over our lives. For example, if we park illegally, we usually get a ticket. If we ignore the dentist when they send us that reminder postcard with the really toothy smiling dinosaur on the front, we will probably get a cavity. If we forget to take our Xanax before the kids get off the bus in the afternoon, we will probably end up hiding in a closet and wishing for a truckload of Calgon to take us away—oops, maybe that one is too personal.

Anyway, the point is that there is cause and effect at play here. So, what happens if we forget to take our scuba gear in for a tune up? Do you really want to be the guy with the rusted scuba tank and the regulator that wheezes like a 90-year-old smoker? Nope. Didn't think so.

Living the exotic Midwest, you are probably planning on storing your gear away for the winter—unless, of course, your blood is made of anti-freeze. If you are finishing up the diving season, it's a great time to bring your gear in to the shop and get a complete tune-up.

This is like a day spa for scuba gear, but without the mud masks and vegan lunches. They'll check every last detail to make sure your gear is in tip-top diving form. This will not only ensure that you are diving safely, but it will also add to the life of your gear, allowing you to save money for the pink spray-painted seashell magnets you are guilty of collecting from crowded tourist shops you encounter on your many adventures!

Great off-season tips for taking care of your gear:

1. Make sure all gear is cleaned and rinsed thoroughly. (No, you cannot do this at the laundro-mat.) You can purchase some great cleaner at the shop that will leave your gear smelling brand-spanking new.
2. Store gear in a cool, dry, shady place. (The back of your pick-up truck does not count.) If you store gear someplace that is not dry, mildew will occur, and this is, well...gross.
3. Make sure regulator hoses are not kinked or bent for storage. Instead, ensure they are lightly coiled to prevent damage to the hoses.
4. If you own your own tank, be sure to store it vertically with about 500 psi in it.
5. Bring your gear in to be inspected by one of the shop professionals!

Time to Store that Gear and PARKA UP, Midwesterners!

*Bye-Bye Wetsuit
Season!*



*Love your gear, and
your gear will love
you back!*



Stingray Dive Club



We're really trying to keep things hopping this year in the Stingray Dive Club! If you're looking for a great way to connect with other divers and have fun at the same time, then check us out at one of our local meetings!

The dive club meets the second Tuesday of every month at Minsky's Pizza in Lee's Summit at 6:30 p.m. We always have a great time, and all the members are full of great stories and camaraderie. It's a great, informal way to socialize with other divers out of the water. Bring the family, and join in the fun!

Don't miss our dive club Holiday Party in December. It's sure to be a good time, so bring your family and help us celebrate the holidays in scuba style! Watch for an invitation via e-mail and at the next club meeting!

Become a club member today! Annual dues for single members are only \$20, or \$50 for a family membership.

Other Tidbits and Happenings

Update your PADI C-cards with designs from Wyland. Cards feature beautiful imagery from the famous artist. There are four cards to choose from, and they can be used to replace any standard certification card. Ask us how at the shop!



Equipment Sale!!

(This is like telling throwing a little chum in the water for a group of hungry sharks!)

Let the feeding frenzy begin! It's time to catch some real deals on equipment at TD Scuba. Stop by the shop starting December 1 to check out the bargains! It's a great way to save some money and maybe pick up a Christmas present for yourself while you're at it.



*You can't stay in your
corner of the forest waiting
for others to come to you.*

*You have to go to them
sometimes.*

—Winnie the Pooh



Bonne Terre Mine Day Trip!

Plan early for this one! We're going in March, and it's the perfect time to shake off those winter blues! Sign up at TD Scuba for a day trip to the place National Geographic Magazine declared "one of America's top 100 greatest adventures"! (Seriously, who would want to miss out on something like that?)

This is a year-round open-water training sight, just 60 miles south of St. Louis, and it includes the remnants of a mining operation that started in 1870 and lasted for almost a century. The mine closed in 1961, and it was left to fill with spring-fed water which now covers tunnels and an underwater museum of mining equipment.

In 1974, the mine was listed on the National Register of Historic Places, making it a close-to-home "must see." By 1981, the owners of West End Diving had turned this old mine into a prime diving destination.

There are 17 miles of navigable shoreline, 24 illuminated dive trails (dive lights are not permitted), and a dive platform. Diving groups are guided through the mine to ensure safety and appreciation for the diving environment. Divers of all levels can enjoy Bonne Terre Mine diving.

The average depth is 40-60 feet, extending down to 100 feet. Visibility exceeds 100 feet. Water temperature is a steady 58 degrees year-round, with no thermocline.


No marine life is present, but the history of the mine and its mining equipment are the draw. There is an underground treasure of architecture, calcium falls, oar carts, scaffolding, grating, staircases, pillars, slurry pipes, an elevator shaft, and numerous other items.

The tunnels of Bonne Terre Mine are very different from cave tours—they are wide and built to accommodate mule-drawn ore carts. You'll see the tunnels dug with pick and shovel and also the extensive rail system.

This is sure to be a great day trip. We'll leave early and meet at the site. So, prepare to get your gear out of storage early this year—this is a trip you won't want to miss. Sign up at the shop!

Other sign-up information/cost???





You Need to Worry About Your Choice of Instructor When...

1. You have to lend him a weight so he can get under.
2. He calls his scuba cylinder an oxygen tank.
3. He fills out a dive log entry for every pool session.
4. He is a victim in your rescue course, and he isn't faking it.
5. You ask him about nitrox, and he says he doesn't watch wrestling.
6. If you get hiccups underwater, he tells you to hold your breath.
7. He tells you not to worry about your gauges, "You'll KNOW when you're out of air."
8. He tells you to wear gloves so that the coral won't cut you as you drag yourself over the reef.
9. He tells you to use all of your air underwater—"Waste not, want not"!

How to Spot an Old Diver

Funny tan lines.
 Big, expensive watch.
 Says "Huh?" a lot—deaf in at least one ear.
 Old Jeep with bad shocks.
 Log book has a volume number on the cover.
 Has multiple scars.
 Expertise on antihistamines.
 Has cylinders older than you are.
 Talks about making his first wetsuit.


How to Spot a Newbie Diver

Sunburned.
 Timex watch.
 Nice car.
 Fills in all blanks in logbook.
 No diving-related scars.
 Says, "Wow! Did you see that?" a lot.
 Equipment looks nice.
 Perfect hearing.



I am thankful for laughter,
 except when milk comes out
 my nose.

Woody Allen



Have fun taking scuba
 seriously!



Course Graduates

Banks, Mason	Advanced Open Water, Boat
Belke, Jacob	Jr AOW, Fish Id, Search & Recovery
Bickham, Jonathan	Discover Scuba Diving
Bingham, Dennis	Open Water
Blackwell, Thomas	Equipment Specialist
Blair, Drew	Discover Scuba Diving
Boles, Angela	Open Water
Boles, Daniel	Open Water
Boles, Ed	Open Water
Boren, Alec	Discover Scuba Diving
Boston, Robert	AOW, PPB, Wreck, Boat, Enriched Air Diver
Botts, Ronald	Advanced Open Water
Boyk, Jessica	Deep Diver, PPB, Dry Suit
Brown, Jeffrey	Search & Recovery
Brown, John	Advanced Open Water
Chang, Alex	Discover Scuba Diving
Childers, Holly	Discover Scuba Diving
Clark, Scott	Open Water
Clifford, Michael	Open Water
Cook, Kylie	Discover Scuba Diving
Cox, Derek	Discover Scuba Diving
Cummins, Jason	Discover Scuba Diving
Curdy, Kevin	Discover Scuba Diving
Curliss, McKenzie	Discover Scuba Diving
Devault, Jessica	Discover Scuba Diving
Doutt, Cole	Open Water
Doutt, Sara	Open Water
Duclos, Jennifer	Open Water
Eschmann, Eric	Junior Open Water
Eschmann, Michael	Open Water
Gabel, Gina	Open Water
Gerber, Molly	Discover Scuba Diving
Gilliland, Bradley	Advanced Open Water
Gilliland, Josiah	Open Water, Adventure Diver
Givan, Daniel	Enriched Air Diver
Goth, Clayton	Discover Scuba Diving
Hackler, Lori	Open Water
Hebenspenger, James	Advanced Open Water
Hill, Dylan	Open Water
Hill, Terry	Advanced Open Water
Hopfinger, Erica	Discover Scuba Diving
Horowitz, Arnold	Advanced Open Water
Houser, Arthur	Open Water
Hurst, Emiley	Wreck
Israel, David	Master Scuba Diver, Rescue
Israel, Karen	Master Scuba Diver, Rescue

James, Amber	Discover Scuba Diving
Johnson, Tyler	Discover Scuba Diving
Jolly, Christopher	Open Water
Jordan, Scott	Discover Scuba Diving
Kavanaugh, Scott	Advanced Open Water
Kimbel, Nikolas	Advanced Open Water
King, Danielle	Open Water
Kmepf, Seth	Discover Scuba Diving
Koons, Anna	Advanced Open Water
Kroll, Derek	Open Water
Lasater, Jr., Perry	Open Water
MacDowell, Erik	Junior Open Water
Marshall, Jason	Open Water
Marshall, Leinani	Open Water
Marshall, Scott	Open Water
Martinez, Travis	Rescue
McCambridge, Susanne	Open Water
McCoy, Taylor	Discover Scuba Diving
McFarland, Craig	Open Water
McKee, Tara	Open Water
Michael, Nathan	Discover Scuba Diving
Miller, Joy	CPR/AED/First Aid, Rescue
Miller, Michael	Discover Scuba Diving
Miller, Scott	Boat, Advanced Open Water
More, Lisa	Advanced Open Water
More, Terry	Advanced Open Water
Murphy, Margaret	Open Water
Murphy, Richard	Open Water
Niles, Aimee	Open Water
Niles, Matthew	Discover Scuba Diving
O'Rourke, Brigham	Open Water
Oberwehther, Kyle	Discover Scuba Diving
Orndoff, Eric	Advanced Open Water, Dry Suit
Orrick, Jane	Discover Scuba Diving
Rasmussen, Alex	Discover Scuba Diving
Rauzi, Daniel	Junior Open Water
Robinett, Collin	Discover Scuba Diving
Schultz, Eric	Open Water
Shanahan, Meagan	Discover Scuba Diving
Short, Ashley	CPR/AED/First Aid
Short, Tracy	EFR, Rescue, DPV, Alt., Nitrox, Deep Diver
Siddiqi, Ibad	Open Water
Silverstein, Laura	Junior Open Water
Simmons, Jeffrey	Open Water
Smith, Tyler	Discover Scuba Diving
Smithson, Darryl	Advanced Open Water
Soukup, Christopher	Open Water
Soukup, Deanna	Open Water
Stahl, Jacob	Junior Master Scuba Diver

Statler, Andrew	Dry Suit
Statler, Desiree	Project AWARE, CPR/AED/First Aid
Statler, Erik	Project AWARE, Enriched Air Diver
Stavelly, James	Discover Scuba Diving
Stephens, Taylor	Discover Scuba Diving
Swope, Daniel	Discover Scuba Diving
Thibault, Paul	Open Water
Thieverge, Emily	Open Water
Thieverge, Richard	Open Water
Thomsen, John	CPR/AED/First Aid, Equipment Specialist
Thomsen, Robert	CPR/AED/First Aid
Tougas, Matthew	Advanced Open Water
Tougas, Thomas	Advanced Open Water
Vernon, Lucas	Discover Scuba Diving
Wadleigh, Angela	Rescue
Wadleigh, Mark	Rescue
Wages, Cary	Discover Scuba Diving
Wallgren, Lindsay	Open Water
Warren, Lori	Open Water
Warren, Spencer	Open Water
Wilson, Bryan	Advanced Open Water
Wood, Amber	Open Water
Wright, Carrie	Open Water