

Local Market Updates

A free research tool from MRIS, Inc.



Frederick County, MD

May

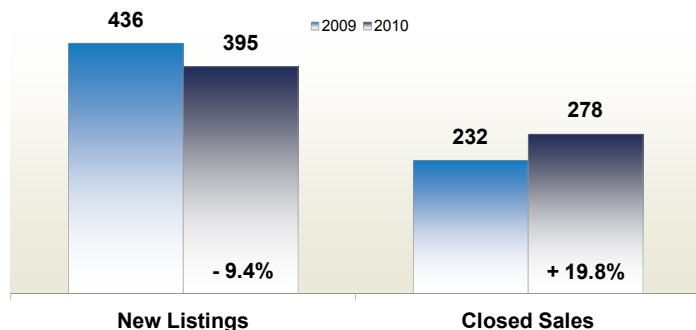
Year to Date

	2009	2010	Change	2009	2010	Change
New Listings	436	395	- 9.4%	1,950	2,190	+ 12.3%
Closed Sales	232	278	+ 19.8%	872	1,110	+ 27.3%
Pending Sales	266	229	- 13.9%	1,124	1,388	+ 23.5%
Median Sales Price*	\$250,000	\$235,950	- 5.6%	\$241,500	\$228,000	- 5.6%
Percent of Original List Price Received at Sale*	91.4%	94.7%	+ 3.6%	89.1%	94.2%	+ 5.7%
Average Days on Market Until Sale	129	78	- 39.9%	145	87	- 40.2%
Single-Family Detached Inventory	1,107	965	- 12.8%	--	--	--
Townhouse-Condo Inventory	559	453	- 19.0%	--	--	--

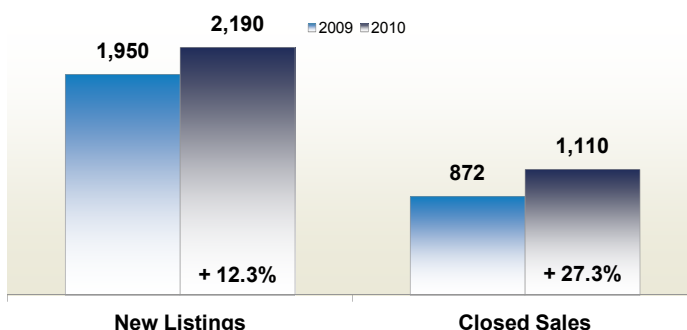
*Does not account for seller concessions.

Some of the figures referenced in this report are for only one month worth of activity. As such, they can sometimes look extreme due to the small sample size involved.

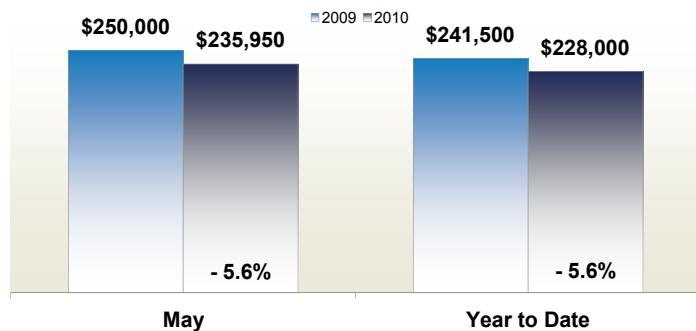
Activity—Most Recent Month



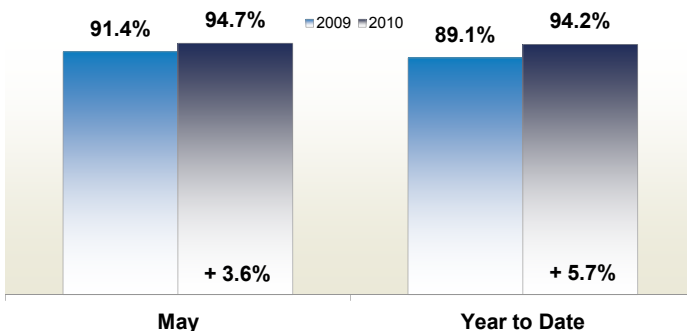
Activity—Year to Date



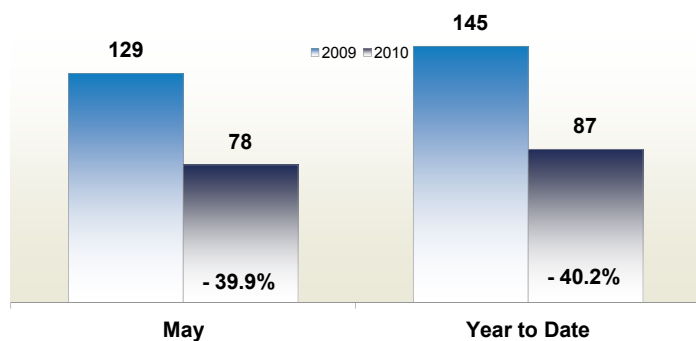
Median Sales Price



Percent of Original List Price Received at Sale



Days on Market Until Sale



Inventory of Homes for Sale

