

# PONY CLUB ASSOCIATION of WESTERN AUSTRALIA



---

---

## RULES FOR EVENTING

---

---

January 2011

**2012 Amendments Highlighted in Red**

Pony Club Association of Western Australia Inc.  
State Equestrian Centre



303 Cathedral Avenue  
BRIGADOON WA 6069

Telephone: 9296 1500  
Fax: 9296 1545  
E-mail: [office@pcawa.com](mailto:office@pcawa.com)

---

## Contents

1. PREAMBLE .....	5
2. OBJECTIVES.....	5
3. RIDERS' CODE OF BEHAVIOUR .....	6
4. CODE OF CONDUCT .....	6
5. DRESS & SADDLERY CHECK .....	7
6. ACCEPTANCE OF RULES.....	7
7. ORDERS.....	7
8. DISCIPLINE .....	8
10. RIDING DOWN.....	8
10 a) Riding Down Championships: .....	8
10 b) Riding Down New Rider: .....	9
11. CONDUCT OF EVENTS.....	9
11 a) Official Events: .....	9
11 b) Types of Events: .....	9
12. AFFILIATION OF CLUBS, ZONES.....	9
13. SCHEDULES .....	10
14. PROGRAMS .....	11
15. DISCLAIMER OF LIABILITY .....	11
16. RESERVATION OF RIGHT.....	12
17. RESULTS.....	12
18. PRIZES .....	12
19. QUALIFICATION OF HORSE AND RIDER COMBINATIONS.....	12
20. ORDER OF TESTS .....	13
21. CLASSIFICATION .....	13
22. ENTRIES.....	14
23. ORDER OF STARTING .....	14
24. ELIMINATED COMPETITORS.....	15
25. COMPETITOR RESPONSIBILITIES .....	15
25 a) Numbers: .....	15
25 b) Saddlery & Dress:.....	15
25 c) Protective Headgear:.....	15
25 d) Restriction on Schooling Horses: .....	15
25 e) Practice Obstacles:.....	16

---

26. HORSE AND RIDER WELFARE .....	16
26 a) Rider Fitness & Medical Card:.....	16
26 b) Examination after a fall - Medical Fitness:.....	16
26 c) Control of Medication of Horses and Riders:.....	17
26 d) Elimination of Rider <del>after Dressage</del> : <b>before Cross Country</b> .....	17
27. ABUSE OF HORSE & DANGEROUS RIDING .....	17
28. UNFITNESS OF HORSE AND/OR RIDER .....	18
29. OBJECTIONS.....	18
30. OFFICIALS.....	19
30 a) Duties: .....	19
31. OTHER OFFICIALS .....	19
32. APPEALS COMMITTEE .....	20
33. MEDICAL .....	21
34. VETERINARY.....	21
35. COMMUNICATION .....	22
36. DRESSAGE .....	22
37. DRESS & SADDLERY (Also refer to current Gear Checking- Manual) .....	22
37 a) Whips: .....	22
37 b) Spurs and Gloves:.....	23
37 c) Protective Headgear: .....	23
37 d) Uniform:.....	23
37 e) Saddlery: (Also refer to current Gear Checking- Manual) .....	23
37 f) Other: .....	24
37g) Prohibited under penalty of elimination: .....	24
38. LAMENESS: DRESSAGE .....	24
39. SCORING AND RULES GOVERNING THE DRESSAGE TEST <b>(Leaving the Arena with all four)</b> .....	25
40. ERRORS OF COURSE .....	26
41. CALCULATION OF SCORES .....	26
41 a) Reasons for Elimination .....	27
41 b) Discretionary elimination by Dressage Judges: .....	27
42. CROSS-COUNTRY .....	27
42 a) Dress and Saddlery ( Also refer to current Gear Checking- Manual) .....	27
42 b) An approved helmet is compulsory .....	27
42 c) Back (body) Protectors .....	28

---

---

43. OBSTACLES.....	28
44. SPEEDS.....	31
45. PENALTIES (Practicing on cross country course).....	31
46. DEFINITION OF FAULTS.....	33
47 MARKING OF THE COURSE .....	35
48 OUTLINE OF OBSTACLES.....	36
49 ACCESS TO THE COURSE .....	36
50 PLAN OF THE COURSE.....	37
51 MODIFICATIONS OF THE COURSE.....	37
52 COMPETITOR IN DIFFICULTY AT AN OBSTACLE.....	37
53 STOPPING COMPETITORS.....	38
54 OVERTAKING .....	38
55 UNAUTHORISED ASSISTANCE .....	39
56 AFTER ELIMINATION OR RETIRING; or COMPLETING CROSS COUNTRY .....	39
57 JUMP JUDGES.....	40
58 TIMEKEEPING .....	40
59 STARTING.....	41
60 COMPULSORY INSPECTION OF HORSES.....	41
61 JUMPING RULES.....	42
62 ARENA.....	42
63 DRESS &SADDLERY (Also refer to current Gear Checking- Manual).....	42
63 a) Whips .....	42
63 b) Spurs: .....	43
63 c) Protective Headgear.....	43
63 d) Saddlery:.....	43
64 COURSE AND OBSTACLES .....	44
65 PENALTIES .....	45
APPENDICES.....	48

## 1. PREAMBLE

These PCAWA Eventing Rules are effective from **March 2011**

As from this date, all other texts covering the same matter (i.e. other editions or amendments) issued previously are superseded.

These rules are to be used by affiliated Pony Club's organising Eventing for Pony Club grades.

Any new or amended EA rules applicable to eventing shall be considered by the PCAWA as early as possible after publication by the EA. Changes will be adopted unless PCAWA consider them to be inappropriate for Pony Club. All EA amendments if adopted will be published on the PCAWA State website for circulation to Steward/Technical Delegates, Event organisers, and Zone and Club secretaries.

### **Eventing consist of three separate tests: Dressage - Cross Country– Jumping**

Although PCAWA Rules sets out detailed Eventing rules, reference should be made to EA & FEI Eventing Rules for any eventuality not covered in this Rulebook. In, any unforeseen or exceptional circumstances, it is the duty of the official/s responsible to make a decision in a sporting spirit and in accordance with the intention of these rules.

***The competitor is ultimately responsible for knowing these rules and complying with them. The appointment of a Steward/Technical Delegate or official, whether or not provided for in these rules, does not absolve the competitor from such responsibility.***

**Copies of the rules can be down- loaded from Pony Club Western Australia website:**

[www.pcawa.com](http://www.pcawa.com)

## 2. OBJECTIVES

The competition provides the Pony Club with a test requiring courage, determination and all round riding ability on the part of the rider and careful and systematic training of the horse. The object is to encourage a higher standard of riding throughout the Pony Club and to stimulate among the future generations a greater interest in riding as a sport and as a recreation.

Throughout this paper:

**'Member'** is an ordinary member (up to 17 years) of a Pony Club affiliated with the Pony Club Association.

**'Associate'** is an Associate Member (aged 17 years and less than 26 years on January 1st in this current calendar year of a Pony Club affiliated with the Pony Club Association.

*Riders must be 8 years of age as of 1 January to compete at any PCAWA one-day event.*

The word 'horse' is used as an inclusive term to refer to horses and ponies.

**QUALIFYING RULES STATE CHAMPIONSHIPS & INTERZONE EVENTS REFER to APPENDIX 1**

### 3. RIDERS' CODE OF BEHAVIOUR

Ride by the rules

Never argue with an official. If you disagree, have your Team Manager approach the Official during a break or after the competition.

Control your temper. Verbal abuse of Officials and sledging other players, deliberately distracting or provoking an opponent are not acceptable or permitted behaviours in any sport.

Work equally hard for yourself and/or for your team. Your team's performance will benefit; so will you.

Be a good sport. Applaud all good efforts whether they are by your team or other competitors. Treat all participants in your sport, as you would like to be treated. Do not interfere with, bully or take unfair advantage of another competitor.

Cooperate with your coach, teammates and opponents. Without them there would be no competition.

Participate for your own enjoyment and benefit, not just to please parents and coaches.

Respect the rights, dignity and worth of all participants regardless of their gender, ability, cultural background or religion.

### 4. CODE OF CONDUCT

Members should be aware of the Aims and Objectives of Membership:

To encourage young people to ride and learn to enjoy all approved kinds of sport connected with horses and riding.

To provide instruction in horse mastership and to instil in members the proper care of their animals.

To promote the highest ideals of fellowship, citizenship and loyalty and to cultivate strength of character and self-discipline.

Members should be aware Pony Club is a Youth Movement and has always maintained a high standard of behaviour and presentation.

Members should be aware if they are representing the Pony Club in any shape or form, whether it is Club, Zone, State or Country, that it is expected that their behaviour would never compromise, bring into disrepute or embarrass the Pony Club Association.

Member should be proud of their involvement in the Pony Club movement and in their uniform.

Members should be aware they are under scrutiny by their elders, other Associations and particularly the more junior members of the Pony Club and so should always be setting the example.

In all equestrian sports the safety and comfort of the horse and riders must always be considered.

In the interest of the horse/pony, the fitness and competency of the rider shall be regarded essential.

This all relates to the PCAWA main objectives – the safety and comfort of the horse and rider, the enjoyment of the rider and the training of their character and the progress of the rider.

## 5. DRESS & SADDLERY CHECK

Prior to **EACH** phase a gear checker will approve dress, numbers, whips, spurs and saddlery as defined in the most current **PCAWA Current Gear Checking Manual**.

All Riders competing in PCAWA events must comply with these rules of dress and saddlery even if they vary from any other association's codes. Likewise PCAWA riders competing in EA organised events may wear their full Pony Club uniform in PCAWA classes but must comply with the EA dress and saddlery codes in official classes.

Ideally, a Gear-checking briefing should be held prior to the start of the competition and a Chief Gear Checker appointed.

Any queries to be directed firstly to the chief gear-checker and then to the Steward/Technical Delegate, must consult with the gear-checker before making a decision, they must sign off on the gear checking report form.

### **No Gear Check No Start**

(Refer to PCAWA most Current Gear Checking Manual for full details on Dress & Saddlery)

## 6. ACCEPTANCE OF RULES

All members of Pony Club of Western Australia (PCAWA) shall accept and be bound by these rules. Making an entry for any Official Event constitutes implicit acceptance of the PCAWA most current rules for eventing.

Although this booklet sets out detailed Eventing Rules, reference should be made to the current EA & FEI eventing rules for any eventually, not covered in this Rule Book. In any unforeseen or exceptional circumstances it is the duty of the official's responsible to make a decision in a sporting spirit and in accordance with the intention of these Rules.

**Ultimately the competitor is responsible for knowing these rules and complying with them. The appointment of a Steward/TD or official, whether or not provided for in these rules, does not absolve the competitor from such responsibility.**

## 7. ORDERS

Riders and owners of competing horses and other people associated with them must, under penalty of elimination, obey any order or direction given to them by any responsible official and they must, in particular, be careful not to do anything liable to upset or hinder the undisturbed progress of the competition.

## 8. DISCIPLINE

In the event of misconduct or breach of these rules, the PCAWA Steward/ Technical Delegate shall report in writing such misconduct or breach of the rules to the PCAWA or State Eventing Committees and a copy to the State Executives. The report will be recorded in the Disciplinary Register, and the Organiser and the Steward/ Technical Delegate will be notified. In the case of repeated or severe offences the Rider concerned may have their entry to future PCAWA events declined for a specified period of time determined by the disciplinary tribunal.

## 9. PARTICIPATION

Riders entered in Pony Club classes must be current financial members of a Pony Club affiliated with the PCAWA

All horses entered must be four (4) years of age or more.

One-day events are open equally to horses and ponies, provided they and their riders meet all the relevant qualifications.

Qualifications for competitions will be as a Horse & Rider combination. Unless specifically exempted by PCAWA

In PCAWA classes, PCAWA members and Non-members may not compete in the same class. Classes may be offered for Non-PCAWA Members at the Organiser's discretion.

Horse and Rider combinations are graded according to their performances over the previous twelve months.

See Appendix 1 for special Rules for State Championships & Inter-zone Events.

No 'Stallions' or 'Rigs' are allowed in Pony Club competitions.

## 10. RIDING DOWN

Riding Down one level from a higher level for which a horse is qualified, carries no penalty. Riding Down two or more levels will incur twenty, one penalties, to be added to the total of faults for the three phases. **Example** if the highest grade offered at a particular event is A+ or A grade then the riders qualified to ride at higher grades may enter and compete in the highest grade offered. That is to say that an A+ rider may compete in A grade if that is the highest grade offered at the event. **BUT** if the highest grade offered is B then the A+ Rider will be awarded 21 penalty points.

*10 a) Riding Down Championships:*

***A horse shall NOT be allowed to ride down directly to a Championship. If a horse has been ridden down, it shall only be allowed to compete at a Championship if it has competed only at the lower level for the 12 calendar months prior to the Championships.***

*10 b) Riding Down New Rider:*

A horse qualified for a certain level, upon having a new rider, shall be able to reduce any number of levels without penalty, to the highest level for which the new rider is qualified. It shall then be considered to be qualified at that level.

**Pony Club competitors will not be penalised in any way whatsoever for acquiring and/or riding an EA graded horse in Pony Club Eventing.**

## 11. CONDUCT OF EVENTS

*11 a) Official Events:*

All Official Events consist of three separate tests:

- Dressage
- Cross-Country
- Jumping

The marks of which are cumulative.

*11 b) Types of Events:*

Pony Club Western Australia Official Events are those held under the rules contained in this book

One Day Events - the three tests normally take place on one day, but may be held over two days

The Dressage Test always takes place first followed by Cross-Country and then Jumping. In exceptional circumstances the Cross Country and Jumping may be reversed at the discretion of the Organising Committee.

## 12. AFFILIATION OF CLUBS, ZONES

Organisers must apply in writing to the relevant PCAWA State Branch for permission to conduct Official Events.

*State bodies will apply directly to the PCA Board for permission to conduct Official Events.*

No Official Event may be conducted without authorisation from PCA or State Branch

## 13. SCHEDULES

A schedule of the competition must be published by the Organiser and approved by the Steward/TD not less than six weeks before the event. Schedules need not repeat the rules contained in this Rulebook but should include:

Statement that this Event is held under the **PCAWA Eventing Rules 2011** and riders entered in Pony Club classes must be current financial members of a Pony Club affiliated with the PCAWA and horses must be Four (4) years of age or more and compete in full Pony Club uniform.

Schedules need not repeat the rules contained in this Rule Book but should include:

- Place and date of event
- Classes to be held and qualification level of horse permitted in class/es
- Name and addresses of the Organiser and Secretary
- Name of Steward/Technical Delegate
- Provisional timetable, including order of cross-country & showjumping
- Number of horses per rider per class/division
- Substitutions
- Dressage test for each class
- Closing dates and conditions for entries and declarations
- Time at which cross-country course is open for inspection by competitors
- Method of notification of final draw and starting time
- Administrative arrangements such as stabling and accommodation
- Disclaimer of liability
- Organiser's reservation of right.

## 14. PROGRAMS

All programs must include the following:

- Statement that the Event is held under the PCAWA Rules for Eventing
- List of entries with scoresheet
- Disclaimer of liability
- Organiser's reservation of right
- Plan of cross-country course
- The following additional items should be included
- Brief rules and system of scoring
- The dressage test/s
- Rule on unauthorised assistance
- If dogs are permitted at the venue they must be kept on a hand held lead at all times
- Advertisements.

## 15. DISCLAIMER OF LIABILITY

The following disclaimer must be printed on all entry forms, schedules and programs.

***“Neither the Organising Committee of any event to which these rules apply nor the Pony Club Association of Western Australia accepts any liability for any accident, damage, injury, or illness to horses, riders, ground, spectators or any other person or property whatsoever.”***

## 16. RESERVATION OF RIGHT

The following reservation of right must be printed on all schedules and programs.

The organiser reserves the right:

- To cancel any class or event
- To divide any class
- To transfer competitors between sections of or a class
- To alter the advertised times
- To refuse any entry, with or without stating the reason

## 17. RESULTS

Scores will be displayed on the Public Scoreboard as soon as possible after a competitor as completed the test.

The Organising Committee (OC) must send to PCAWA office within seven days of the event the following:

- A copy of the program.
- A copy of the master score sheets for the whole competition, with the final classification.

## 18. PRIZES

In Pony Club all prizes awarded will be at the discretion of the Organisers.

## 19. QUALIFICATION OF HORSE AND RIDER COMBINATIONS

Clubs must ensure that the Horse & Rider combination are competent for the level at which they have been nominated.

**State championships qualifying criteria Refer Appendix 1**

## **20. ORDER OF TESTS**

The dressage test will always be held first.

The order of the cross-country and jumping tests is optional, but must be clearly stated in the schedule. The Dressage Test always takes place first followed by Cross - Country and then Jumping. The Cross Country and Jumping may be reversed at the discretion of the Organising Committee.

The timetable must provide for competitors to have an interval of 30 minutes between completion of one test and start of the next.

When jumping takes place after cross-country, competitors must be allowed an interval of 45 minutes between these tests.

In exceptional circumstances, the Technical Delegate / Steward may authorise a reasonable reduction in these minimum intervals.

## **21. CLASSIFICATION**

The same rider must complete all three tests mounted on the same horse. Disqualification from one test involves disqualification from the whole competition.

The classification is reached by adding together all the penalty points incurred in the different tests.

The winner is the competitor with the lowest total of penalty points.

In the case of a tie, the winner or placegetter will be the one with the best cross-country obstacle score (total of jumping and time penalties). If there is still a tie, the winner or placegetter will be the one whose cross-country time was the closest to the optimum time. If there is still equality, the classification will be decided in favour of the competitor with the best score in the jumping test (time and Obstacles). If there is still equality, the classification will be decided in favour of the competitor with the best time (fastest) in the jumping test. If there is still equality, the classification will be decided in favour of the competitor with the best percentage score in the dressage test. If there is still equality the tie will remain in the final classification.

## 22. ENTRIES

Entry form must be signed by the parent or guardian of the Rider if the Rider is under 18 years of age.

Entry fee will be set by the organising committee.

Entry fees will be refunded less an administration fee on production of either a Veterinary or Medical/Doctors Certificate (an administration fee of up to 25% can be deducted) to competitors who withdraw after the close of entries.

Substitutions are permitted accompanied by a Veterinary Certificate. Mounts may be substituted before the commencement of the event upon presentation of a Veterinary Certificate. If such a substitution is made, the replacement mount must be eligible within the terms of the PCAWA Rules.

No substitution of rider is permitted under any circumstances

Withdrawals must be made by 4.00 pm on the day before the event, **or as stated in the schedule.**

Riders are restricted to TWO rides in any PCAWA one day event.

Where a rider enters two horses in the same grade, both horses may compete for any awards offered for that grade and both might gain qualifications for championship event. However, a rider may enter only one horse per grade at State Championships, and a maximum of two horses in the event.(i.e. a rider may not enter two horses in the same grade at State Championships AND the SECOND nominated horse may NOT displace another rider who is entering their primary horse for that grade.

### **State championships qualifying criteria Refer Appendix 1**

## 23. ORDER OF STARTING

The order of starting will be drawn after entries have been received.

Riders with more than one horse to ride and those with long distances to travel may be seeded at the discretion of the Organiser.

The order of starting drawn up after close of declarations will be adhered to throughout the competition, unless the jumping test takes place last, in which case the order of starting of this test may be changed at the discretion of the Organiser.

The order of starting will be posted at the Secretary's Office on the ground not later than 5.30pm and must be available to Riders by telephone up to 9.30pm on the day before the event, or alternatively, riders must be provided with a copy of the draw at least 35 hours before the start of the competition.

Riders must, under penalty of elimination, be prepared to start in order as shown in the draw. If, in exceptional circumstances, it is necessary to alter the timetable, all reasonable steps must be taken to inform competitors when they must, under penalty of elimination, be prepared to start at their revised times.

The method of distributing this information must be clearly shown in the schedule. The order of starting will be posted at the Secretary's Office on the grounds.

## 24. ELIMINATED COMPETITORS

Eliminated riders are allowed to compete in subsequent phases but the Steward/ TD retains the discretion to eliminate them from any further participation on the grounds of welfare or safety.

## 25. COMPETITOR RESPONSIBILITIES

### 25 a) Numbers:

For the purpose of easy identification competitors **BIB** numbers must be worn at all times when the horse is being ridden, exercised or lunged during the **Dressage, Cross-Country, Jumping** tests and when walking the Jumping course. Numbers must be worn in front and on their backs. Long hair must be secured in such a way that the competitor number is visible from front and back. Parents, grooms, etc when lunging or exercising the horse/pony, must wear the competitors **BIB** number front and back.

For the purpose of easy identification after a rider has been separated from his horse a horse must carry its number either on the saddle cloth or the bridle.

The rider is still required to wear a **BIB** number during each phase of the competition.

### 25 b) Saddlery & Dress:

Must be checked prior to each test

**Refer to PCAWA most current gear- checking manual for full details**

### 25 c) Protective Headgear:

An approved helmet is compulsory for anyone riding a horse

Approved helmets must be either

- AS/NZS 3838 (Current Australian Standard)
- EN 1384
- PAS 015 (Current European Standards)
- ASTN F1163 (Current US Standard).

Failure to wear an approved helmet shall be penalised by elimination

### 25 d) Restriction on Schooling Horses:

Under penalty of elimination, unless specifically authorised by the Steward/ Technical Delegate, competitors are forbidden to ride close to the cross-country fences, or in the jumping and dressage arenas.

A competitor who allows another person to school his/her horse during the Event will be eliminated.

No competitor may have practised on any of the obstacles to be used in the competition for four weeks before the competition. It is also forbidden, under penalty of elimination, to inspect the cross-country obstacles or course before it is officially open to the riders unless authorised by The Steward/TD.

A groom, while mounted, is not permitted to school the horse but only to hack it, exercise it or ride from one place to another. A groom may also work the horse in hand or lunge.

*25 e) Practice Obstacles:*

Competitors may only jump in practice those practice obstacles provided by the Organising Committee.

For any competition there will be a practice warm-up area near the start of the Cross Country with both fixed and knock down obstacles, the specifications for the latter being as set out below. The fixed practice obstacle(s), the dimensions of which may not exceed those for the cross-country test, should reflect the height of obstacles to be jumped in the class.

The Organising Committee must also provide at least two adjustable practice obstacles, one vertical and one spread, in the exercise area near the jumping arena. These obstacles, constructed in the usual manner, must be marked with red and white flags.

No part of the obstacle may be held by anyone during practice jumping.

These obstacles may not be raised more than 10 cm above the height allowed in the jumping test.

The spread may never exceed the maximum permitted.

The practice obstacles shall only be jumped at times laid down by the Organising Committee.

Violation of any of the above provisions relating to practice obstacles will result in elimination.

Prohibited Practice obstacles - see **Appendix VI**.

## **26. HORSE AND RIDER WELFARE**

*26 a) Rider Fitness & Medical Card:*

All active participants at PCAWA events must carry on them or have an accompanying adult carry up to date information regarding current or previous medical conditions. In the cross-country phase it is compulsory for all riders to wear a Medical Armband on the upper left arm.

Riders are responsible to record all injuries on the Medical card.

*26 b) Examination after a fall - Medical Fitness:*

If there is any doubt in regard to fitness to compete the Steward/Technical Delegate may eliminate the rider at their discretion. A veterinarian or Official Medical Officer as appropriate **MUST** examine all horses and riders that have a fall during training or competition before they either take part in another test, event or leave the competition site.

*26 c) Control of Medication of Horses and Riders:*

The control of Medication of Horses must be conducted in accordance with the FEI General Regulations (art 145) and FEI Veterinary Regulations, and the Equestrian Australia National Medication Control Policy and EADMC Rules

Riders are responsible for knowing what constitutes an anti-doping violation and the substances and methods which have been included on the prohibited list. Riders may be required to complete and submit a Therapeutic Use Exemption (TUE) application before participating in events.

Some substances included in the list of prohibited substances are used to treat medical conditions frequently encountered. For these substances no TUE is required, instead a Declaration of Use (DOU) must be submitted by the Rider.

*26 d) Elimination of Rider **before** Cross Country:*

As preventative risk management measure, the **Steward/ Technical Delegate** at anytime throughout the competition has the right and duty to eliminate a  **rider**, to prevent him from starting the Cross Country test if there is any serious concern regarding his ability to control the horse in that test. Any such elimination must be associated with an official recorded warning.

## **27. ABUSE OF HORSE & DANGEROUS RIDING**

Any act or series of actions, which, in the opinion of the PCAWA Steward/TD can clearly and without doubt be defined as cruelty, shall be penalised by disqualification.

**Such Acts will Include:**

- Excessive use of the whip and/or spurs.
- Rapping
- Excessive pressing of an exhausted horse
- Riding an obviously lame horse.

**Penalties**

Will be determined by the Steward/TD in accordance with the rules. In addition to or instead of the possible penalties of warning, elimination or disqualification, The Steward/TD may penalise the rider with 25 penalties.

Delaying tactics, employed to disguise an excessively fast time observed anywhere on the course will be penalised as for dangerous riding and may also incur disqualification.

Steward/Technical Delegates have the discretion to decide if the 25 penalties apply, when a frangible obstacle / device, deformable structure or any obstacle breaks (without a fall of horse & rider).

## 28. UNFITNESS OF HORSE AND/OR RIDER

If at any time during the competition a horse is lame or unfit to continue, it may be eliminated on the authority of the Steward/ Technical Delegate or Appeal Committee or the Chief Cross Country Judge (see also **Rule 39 Scoring Dressage**).

Riders are warned that competing with a horse in such a condition can amount to abuse.

## 29. OBJECTIONS

Only the owner, or his authorised agent, or the rider of a horse taking part in the competition or in a team event only the team manager is entitled to lodge an objection.

Protests must be in writing, signed by the person making the protest, and presented personally to the Event Secretary or the Steward/TD, as the case may be, together with any supporting evidence, names of witnesses and the necessary deposit of \$50.

Protests concerning the eligibility of a rider or horse or to the conditions of the arena: not later than 30 minutes before the start of the relevant competition.

Protests concerning an obstacle, or the plan or length of the course for a jumping competition: not later than 15 minutes before the start of the competition.

Protests concerning the cross-country obstacles or courses in Eventing no later than 6pm on the day before the relevant competition.

Protests concerning irregularities or incidents during a competition, or the classification of a competition: not later than 30 minutes after the announcement of the results or the posting of results on the event notice board.

Any person making a protest should, if possible, secure witnesses to the incident and any other form of evidence, and either bring them to the body before whom the protest is lodged, or obtain written statements from them, duly signed, together with their names and addresses.

## 30. OFFICIALS

Steward to act as Technical Delegate

The Steward/ Technical Delegate ("T.D.") is appointed by the PCAWA as its official representative.

### *30 a) Duties:*

To ensure Events are conducted in accordance with the Rules.

To provide appropriate help and guidance.

To inspect and approve the cross-country, jumping courses and dressage arena's before they are shown to the riders.

To authorise appropriate alterations being made if, in his opinion, these courses are not in all respects within the limits laid down in the Rules or are unsuitable for the classes of horses expected to take part.

To submit a report to the PCAWA State Branch within 21 days of the event;

Must supervise all briefings or alternately present the briefing.

**May not perform any other role at the Event**

**Expenses incurred by Technical Delegate will be the responsibility of the Organiser.**

## 31. OTHER OFFICIALS

All officials apart from the Steward/Technical Delegate must be appointed by the Organiser.

### **Dressage Judges:**

For Zone or Club ODE's, two judges per arena are recommended for Grade A PLUS and Grade A, and one or two judges for other grades.

### **Cross Country:**

An accredited Course Designer or one at LEAST one conversant with the required dimensions and standards should be appointed.

A chief cross-country judge, who may be the cross -country course designer, or organiser to supervise the jump judges, timekeepers and scorers.

A Cross-Country Controller to control the dispatch of competitors on the cross country and to take appropriate action in the event of an accident to a rider, horse or obstacle.

### **Jumping:**

A suitable judge and/or course designer must be appointed. Where possible this person or persons should be accredited officials of PCAWA or EA.

## **32. APPEALS COMMITTEE**

A committee of three shall be appointed by the organising committee who can demonstrate they have no conflict of interest and are approved by the officiating Steward/Technical Delegate. The Appeals Committee must not include the judges from any of the three phases, the TD or parents of competitors

### **The Appeal Committee is responsible for:**

Dealing with protests referred to it

Dealing with appeals against decisions of the Steward/Technical Delegate

Dealing with cases of infringements of any rules for which the Steward/ Technical Delegate is not responsible

Inviting any person deemed necessary to help them reach a decision.

### **The following may not serve as a member of the Appeal Committee:**

Judges of the competition pertaining to the protest

Owners of horses entered in the competition pertaining to the protest Coaches/ Team Managers of competitors entered in the event Competitors entered in the event

Close relatives of those listed above

Officials of teams entered in the event

The Steward/ Technical Delegate

Any person with a conflict of interest

### **33. MEDICAL**

#### **A first aid service must be present at all times during all phases of the event including Dressage**

Emergency vehicles must be able to access all parts of the venue. (Including Horse Ambulance)

#### **Cross Country Test:**

An ambulance (or paramedic equivalent) **MUST** be present during the cross-country test. A Doctor **SHOULD** be present during the cross-country tests.

If the ambulance (or paramedic equivalent) is not on the ground then the event must be halted.

#### **Jumping Test:**

A Doctor (with an appropriately equipped first aid service) and/or a fully equipped emergency ambulance (or paramedic equivalent) should be present during the jumping test.

The PCAWA Branch or its representative (I.E.) the Steward/ Technical Delegate) may vary these requirements in exceptional circumstances.

### **34. VETERINARY**

A Veterinary Surgeon must be present during the cross-country test

A Veterinary Surgeon must be available on call for the duration of the event.

The PCAWA or its representative (e.g. the Steward/ Technical Delegate) may vary these requirements in exceptional circumstances.

Should there be no Veterinary Surgeon present, all competitors **MUST** be informed before they compete.

#### **Euthanasia of Severely Injured Horses:**

If a horse is so severely injured that on humanitarian grounds it ought to be euthanised the following procedure will apply:

If the owner or his authorised representative is present, his agreement will first be obtained by the official Veterinary Surgeon

If the owner or his representative is not available, the Steward/ Technical Delegate, acting on the advice of the official Veterinary Surgeon, may order the euthanasia of the horse.

## 35. COMMUNICATION

Organisers must arrange adequate communication involving all emergency services key officials and competitors.

## 36. DRESSAGE

### **Arena Requirements:**

Dressage tests should be conducted in a 20m x 60m arena. When there are a large number of entries and/or limited areas available, organisers may conduct tests in a 20 m x 40 m arena, up to and including (A+)

Construction of Arenas: Arenas must be as safe as possible. Examples of arena construction include plastic chain (with intermittent breaks), plastic pipes, ground markings, and painted 10cm x 2.5cm wooden boards placed on the ground at corners and markers. **Rope and steel pegs are not acceptable.**

When there is one judge only, he will be positioned at C.

When there are two judges, one will be positioned at C, and the other may be positioned at either E or B (outside and 5 – 10 metres from the arena). This judge may be otherwise placed at either M or H (2.50 metres from and on the inside of the prolongation of the long side) if space does not allow the above positioning.

## 37. DRESS & SADDLERY **(Also refer to current Gear Checking- Manual)**

### *37 a) Whips:*

Dressage Test: Dressage Test: It is forbidden to carry a whip of any kind while competing in the arena, **except for C, D & E** grades. However, the use of one whip, with a total maximum length of (120cm for over 13h and 100 cm under 13h), in the practice area is allowed. The whip must be dropped before entering the space around the competition arena or the Rider will entail a penalty.

All of the following are considered errors as FEI Rules for Dressage Art. 430.3 &430.4:

**Entering the space around the arena with whip or**

**Entering the dressage arena with whip**

**First error -2 Points Second error -4 Points Third error – Elimination**

**37 b) Spurs and Gloves:**

The wearing of spurs and gloves during the dressage test is optional. Spurs capable of wounding a horse are forbidden.

Spurs must be of smooth metal.

There must be a shank pointing only towards the rear, which must be no more than 3.5 cm long and without rowels.

The end must be blunt in order to prevent wounding the horse.

If the shank is curved, the spurs must be worn only with the shank directed downwards.

Metal spurs with round hard plastic knobs are allowed ("Impulse" spur). Dummy spurs with no shank are allowed.

**37 c) Protective Headgear:**

An approved helmet is compulsory for any one riding a horse. Approved helmets must be either:

ASA/NZS 3838-2003 (current Australian Standard)

EN 1384 (Current European Standards)

ASTM F 1163 (Current US standard)

PAS 015 (UK)

Failure to wear an approved helmet shall be penalised by elimination.

**37 d) Uniform:**

Zone or Club Formal Pony Club uniform with approved helmet is acceptable at all levels.

In all Tests, boots must be black, brown, or black with a brown top. They must either be long boots in one piece or if gaiters are worn, matching black or brown leather boots must be worn with at least the exposed side of the gaiter to be of full grained leather.

Chapettes (suede) are not permitted.

Riders may compete in jodhpurs and short boots.

**37 e) Saddlery: (Also refer to current Gear Checking- Manual)**

The following are compulsory

A saddle of Traditional/English construction

A permitted bridle with a snaffle bit

It must have either a cavesson noseband, OR dropped noseband OR crossed noseband OR flash noseband

*37 f) Other:*

If metal bits are used, all parts of the bit coming into the horse's mouth must be of metal. A breastplate may be used.

False tails are permitted provided they are not weighted.

For diagrams permitted bits and nosebands see **Appendix V (& most current gear checking manual)**

*37g) Prohibited under penalty of elimination:*

martingales

any kind of gadget (such as bearing, side, running/balancing reins etc)

earmuffs or earplugs

any kind of boots or bandages

bit guards

fly shields (although these may be permitted under exceptional circumstances)

nose covers

seat covers

any form of blinkers including earmuffs and hoods

## **38. LAMENESS: DRESSAGE**

If there is doubt as to the soundness of the horse, the competitor will be allowed to complete the test, and any unevenness of pace will be severely penalised.

The Judge(s) will report the matter to the Steward / Technical Delegate who will decide if the horse shall be permitted to continue in the competition.

If the horse is so lame that in the opinion of the judge(s) it ought not to be asked to complete the test, the judge(s) may, without appeal, eliminate the competitor.

## 39. SCORING AND RULES GOVERNING THE DRESSAGE TEST

All tests must be carried out entirely from memory, and all movements must follow in the order laid down in the test.

A test begins with the entry at A and ends after the salute at the end of the test, as soon as the horse moves forward. Any incidents before the beginning or after the end of the test have no effect on the marks. The rider should leave the arena in the way prescribed in the text of the test.

Riders must take the reins in one hand at the salute.

When a movement must be carried out at a certain point of the arena, it should be done at the moment when the rider's body is above this point.

When a rider makes an "error of the course" (takes the wrong turn, omits a movement, etc.), the Judge warns him by sounding the bell. The judge shows him, if necessary, the point at which he must take up the test again and the next movement to be executed, then leaves him to continue by himself. However, in some cases when, although the rider makes an "error of course", the sounding of the bell would unnecessarily impede the fluency of the performance (for instance if a rider makes a transition at V instead of at K) it is up to the judge to decide whether to sound the bell or not. If, however, there is a "mirror image" movement later in the test where it is possible for the rider to repeat the same error, the bell should be sounded at the first error.

When a rider makes an "error of the test" (trot rising instead of sitting, at the salute, does not take the reins in one hand, etc.), he must be penalised as for an "error of course".

In principle, a rider is not allowed to repeat a movement of the test unless the Judge decides on an error of course and sounds the bell. If however, the rider has started the execution of a movement and tries to do the same movement again, the judges must consider the first movement shown only and, at the same time, penalise for an error of course.

Unless all judges are in agreement on an error, the rider receives the benefit of the doubt.

After elimination (except when eliminated for marked lameness), a rider may continue his performance to the end. The marks will be awarded in the ordinary way.

Any outside intervention by voice, signs, etc., is considered unauthorised assistance.

### LEAVING THE ARENA

A horse leaving the arena with all four feet between the time of entry at A and the time of exit at A will incur elimination if the arena is fully enclosed to the recommended minimum height of 30cms and the gate at A has been closed.

A horse leaving the arena with all four feet between the time of entry at A and the time of exit at A, through the gate at A will be awarded an error of course for the movement if the gate has not been closed.

A horse leaving the arena with all four feet between the time of entry at A and the time of exit at A, other than through an open gate at A, will be eliminated provided that the arena is to the recommended height of 30cms.

A horse leaving the arena with all four feet between the time of entry at A and the time of exit at A will be awarded an error of course for the movement if the surrounds are not at least 30cms in height or if the arena has intermittent boards or line marking.

When a horse makes such an "error of course" by leaving the arena with all four feet between the time of entry at A and the time of exit at A, the judge at C warns him, by sounding the bell. The Judge President then directs him to re-enter the arena at the nearest practical place, then shows him, if

Leaving the Arena – Con't

necessary, the point at which he must take up the test again and the next movement to be executed.

In the case of a fall of horse and/or rider, the rider will not be eliminated. He will be penalised by the effect of the fall on the execution of the movement concerned and in the collective marks (No 3 and/or No 4).

## 40. ERRORS OF COURSE

It is forbidden to carry a whip of any kind while competing in the arena. **Except for C, D & E grades**

However, the use of one whip, with a total maximum length of 120cm, over 13h's & 100cm under 13h's in the practice area is allowed. The whip must be dropped before entering the space around the competition arena or the rider will entail a penalty.

All of the following are considered errors (see FEI Rules for Dressage Art.430.3 & 4 30.4):

Error of course or

Entering the space around the arena with whip or

Entering the dressage arena with whip or

Not entering the arena within 45 seconds after the bell or

Entering the arena before the sound of the bell

### **Errors will be penalised as follows:**

**1st time ..... 2 points**

**2nd time ..... 4 points**

**3rd time..... elimination**

## 41. CALCULATION OF SCORES

The good marks from 0-10 awarded by each judge to a rider for each numbered movement of the Dressage Test together with the collective marks are added together deducting any error of course or test.

For each judge, the mark as a percentage of maximum possible good marks obtainable is then calculated.

This percentage is obtained by dividing total good marks of the judge (minus any error of course or test) by maximum possible good marks obtainable and then multiplying by 100 and rounding the result to two decimal digits. This value is then shown as the individual mark for this judge.

Average percentage for the rider is obtained by adding together the percentage for each judge and dividing by the number of judges always rounding the result to two decimal digits.

In order to convert average percentage into penalty points, this must be subtracted from 100 and multiplied by 1.5. The result, always rounded to one decimal digit, is the score in penalty points for the test.

#### *41 a) Reasons for Elimination*

Performing a test with improper saddlery

Performing a test with illegal spurs

Marked lameness there is no appeal against this decision.

Leaving the arena completely with all four feet between the time of entry and the time of exit at A, providing that the arena is fully enclosed (**see definition page 25**)

Resistance which prevents the continuation of the test for a period longer than 20 seconds

3rd error of course or test

#### *41 b) Discretionary elimination by Dressage Judges:*

Performing a test with incorrect items of dress

Receiving unauthorised assistance.

## **42. CROSS-COUNTRY**

#### *42 a) Dress and Saddlery ( Also refer to current Gear Checking- Manual)*

Lightweight clothing is appropriate for this test. Riders MUST wear long sleeve polo shirts or rugby tops as approved by PCAWA, Zone or Club they are representing.

In all Tests, boots must be black, brown or black with a brown top. They must either be long boots in one piece or if gaiters are worn, matching black or brown leather boots must be worn with at least the exposed side of the gaiter to be of full grained leather. Chapettes (suede) are not permitted. Riders may compete in jodhpurs and short boots.

Spurs are optional.

No rowels are allowed.

#### *42 b) An approved helmet is compulsory*

Approved helmets must be either:

- ASA/NZS 3838 - 2003 (current Australian Standard)
- EN 1384 (Current European Standards)
- ASTM F 1163 (Current US standard)
- PAS 015 (UK)

#### *42 c) Back (body) Protectors*

Back (body) Protectors are compulsory for the cross-country phase for riders competing in **C Grade and above**. (Also refer to current **Gear Checking- Manual**)

The wearing of medical armbands is compulsory. Armbands are to be worn on Upper LEFT arm.

Organising Committees may collect all medical cards before the event, for checking.

Each rider should provide the names and contact details of two next of kin who can be contacted if required.

If a whip is carried in the cross-country and/or jumping test it must not be weighted at the end or exceed 75 cm in length.

Only unrestricted running martingales or Irish martingales are allowed. Reins must be attached to the bit(s)

The stirrup iron and stirrup leathers must hang freely from the bar of the saddle and outside of the flap.

There must be no other restrictions or attachments of any kind, or any bit or item of saddlery likely to wound the horse.

Blinkers, side, running or balancing reins, tongue straps and/or tongue- ties are forbidden.

## **43. OBSTACLES**

### **Definition**

Specifications are laid down in **Appendix III**

An obstacle is considered as such if and only if its extremities are marked with a red and white flag or flags and it is numbered.

All significant jumping efforts that the average horse may be expected to attempt to negotiate must be defined as an obstacle or element and flagged, numbered and/or lettered accordingly.

### **Obstacles composed of several elements:**

If two or more jumping efforts, sited closely together, are designed as one integral test, they will be designated as "elements" of a single numbered obstacle.

Each element will be marked with a different letter (A, B, C, etc) and must be negotiated in the correct order

Where two or more jumping efforts are sited so closely together that after a refusal, run-out. It would be unreasonably difficult to attempt to negotiate the second or subsequent effort without retaking one or more earlier efforts, these jumping efforts must be designated as one numbered obstacle and lettered accordingly. See diagrams **Appendix VII**

### **Obstacles with options and alternatives:**

Where an obstacle may be jumped in one effort, but has options involving two or more efforts, each of these options must be lettered as an element.

Options or alternative obstacles can be flagged separately and must be identified by the same number/letter as the direct route. In this case both sets of flags must be marked with a black line. Such "black flag" alternatives are to be judged as separate obstacles or elements, only one of which has to be jumped. **See diagrams Appendix VI**

A competitor is permitted to change without penalty from one black flagged line to another (e.g. jumping 6a left hand route then 6b right hand route) provided he has not presented his horse at the next element of the original line. (See diagrams **Appendix VII**). In a combination, a rider may take any route provided they do not circle or cross their tracks after they jump the first element and before they jump the last element. A rider can approach the first element and depart after the last.

### **Nature of Obstacles:**

The obstacle must be fixed and imposing in shape and appearance.

When natural obstacles are used, they should, if necessary, be reinforced so that they remain in the same state throughout the test.

All reasonable precautions must be taken to prevent the possibility of a competitor being able to pass mounted under an obstacle. **Portable fences must be secured to the ground in such a way that the fence cannot move.**

The cross-country obstacles at which a horse, in falling, is likely to be trapped or to injure itself, must be built in such a way that part of the obstacle can be quickly dismantled and can be quickly rebuilt exactly as before.

Such a construction must not in any way detract from the solidity of the obstacle. In all water crossings, the bottom should be firm and consistent.

### **Number of Jumping Efforts:**

The total number of cross-country jumping efforts shall be within the limits shown in **Appendix III**

To arrive at the number of jumping efforts, the efforts on the route expected to be taken by the average horse shall be totalled.

## **Dimensions:**

Within the limits shown in **Appendix III**

The dimensions of obstacles should be related to the quality and standard of the preparation of the competitors.

The fixed and solid part of an obstacle may not exceed the specified height or spread at any of the points at which the competitor might reasonably attempt to negotiate the obstacle.

At obstacles involving water crossings (ford, lake or wide river), the depth of the water from the entrance to a fair distance and from a fair distance to the exit may not exceed the depths in

## **Appendix III**

The length of any water crossing must be at least 6 metres between entry and exit. **Except where an exit step or fence is jumped out of water, which case the minimum length must be 9 metres.**

At obstacles with spread only (dry or water filled ditch), a guard rail or hedge in front that facilitates jumping is permitted. It may not exceed 50 cm in height. It must be included in the measurement of the spread.

## **Measurements:**

The height of an obstacle is measured from the point where the average horse would take off.

The spread of the obstacle is measured from the outside of the rails or other material making up the obstacle.

The maximum height of the fixed and solid part of a hedge or brush fence must not exceed the dimensions for other fences specified in **Appendix III** - Table of Obstacle Heights and Spreads.

The overall height of a hedge or brush fence must never exceed 1.40m (or less according to the dimensions shown in **Appendix III**

The fence must be constructed so that a horse clearing the fixed and solid part is unlikely to be injured by the brush or hedge.

Brush on top of fences must be measurable and made of flexible and deformable material (soft brush).

Bullfinches, i.e. thin brushes or hedges through which a horse can be expected to jump are permitted, provided they can be maintained in consistent condition throughout the test.

When the height of an obstacle cannot be clearly defined (natural hedge or brush fence), the height is measured to the fixed and solid part of the obstacle through which a horse cannot pass with impunity.

The drop on the landing side of an obstacle is measured from the highest part, including from the top of a brush fence, of the obstacle to the spot where the average horse would land.

## 44. SPEEDS

The optimum time for completing the course is calculated in accordance with the table in APPENDIX III

The Steward/Technical Delegate in consultation with the Course Designer may allow a variation of the optimum speed to allow for difficult conditions such as heat, hardness of ground, abnormal amount of slow-travelling terrain, etc.

## 45. PENALTIES

### Faults at Obstacles:

First refusal, run-out or circle	20 penalties
Second refusal, run-out or circle at the same obstacle	40 penalties
Third refusal, run-out or circle at the same obstacle	Elimination
Third refusal, run-out or circle on XC course 1* (A+)	Elimination
Fourth refusal, run-out or circle on XC Course (A grade & below)	Elimination

### FALLS

Fall of rider anywhere on XC course	Elimination
Fall of horse anywhere on XC course:	Elimination
Breaking frangible obstacle / device	25 penalties

Ground Juries and Steward/ Technical Delegates have the discretion to decide if the 25 penalties apply, when such device, deformable structure or any obstacle breaks (without a fall of horse & rider).

### TIME FAULTS

Exceeding optimum time	0.4 penalty per second
Completing cross-country course more than 20 seconds under optimum time. (A) grade and below.	0.4 penalties per second in excess of 20 seconds
Exceeding time limit (twice optimum time)	Elimination

### TRAINING ( Practicing on Cross-Country Course During Competition )

a ) Riders who jump or refuse any obstacle, flagged or not flagged, other than their compulsory passage (grade ) will incur 20 penalties in the first instance. In the case of a second instance they will incur elimination. Exception may be made for fences, in close and direct line of their flagged fenced, and

b ) Once having incurred penalties at their compulsory passage (grade ) they cannot then proceed to any obstacle flagged or not flagged to practice, then return to their own compulsory passage. Any incidents of this practice will incur elimination.

### **Dangerous Riding:**

Penalties will be determined by the Steward/Technical Delegate in accordance with the rules.

In addition to or instead of the possible penalties of warning, or disqualification, the Steward/ Technical Delegate may penalise the competitor with 25 penalties.

In the case of deliberate time-wasting tactics employed anywhere on the course the Steward/TD may also penalise the rider as above. **(Also refer Timekeeping Rule 58)**

### **Additional Reasons for Elimination:**

a) Statutory elimination by the Steward/ Technical Delegate:

abuse of horses

competing with improper saddlery

error of course not rectified

omission of obstacle or compulsory passage

jumping or incurring a fault at an obstacle in the wrong order or passing through a compulsory passage in the wrong order; (exception see Obstacle Composed of several elements)

retaking an obstacle already jumped; (exception see Obstacle Composed of several elements)

competitor in difficulty at an obstacle (see Rule 52.)

b) **Discretionary elimination by the Technical Delegate:**

dangerous riding

wilful obstruction of an overtaking competitor, or failure to follow the instructions of the officials while being overtaken

causing danger to another competitor while overtaking that competitor

failure to stop when signalled

unauthorised assistance

passing through a compulsory passage in the wrong direction without correction

jumping or attempting to jump any obstacle without headgear, or with an unfastened retention harness

deliberately starting before being given the signal to start

## 46. DEFINITION OF FAULTS

**The following faults at obstacles (refusals, run-outs, circles or falls) will be penalised unless in the opinion of the responsible official they are clearly not connected with the negotiation or attempted negotiation of a numbered obstacle or element.**

### **Refusal:**

At obstacles or elements with height (exceeding 30cm), a horse is considered to have refused if it stops in front of the obstacle to be jumped.

At all other obstacles (i.e. 30cm or less in height) a stop followed immediately by a standing jump is not however penalised, but if the halt is sustained or in any way prolonged, this constitutes a refusal. The horse may step sideways but if it steps back this is a refusal.

After a refusal, if a competitor redoubles or changes his efforts without success, or if the horse is represented at the obstacle after stepping back and stops or steps back again, this is a second refusal; and so on.

### **Run-out:**

A horse is considered to have run-out if having been presented at an element or obstacle on the course, it avoids it in such a way that the head and the neck of the horse and the head of the rider when mounted fail to pass between the extremities of the element or obstacle as it is flagged.

A rider is permitted to change his mind as to where he jumps an obstacle or element at any time, without penalty, including as a result of a mistake at a previous obstacle or element.

If, however, the horse avoids part of the obstacle at which it has been presented, 20 penalties are incurred.

### **Circle:**

A horse is considered to have circled if, having been presented at an obstacle, it crosses the track that it created before it jumped the obstacle or before it jumped the last element of a multiple obstacle.

After being penalised for a refusal, run-out or circle a competitor is permitted to cross his original track without penalty in order to make another attempt and may also circle one or more times without penalty, until he again presents his horse at the obstacle.

At separately numbered obstacles, a competitor may circle between or around them without penalty provided he has not represented his horse at the second or subsequent obstacles.

At an obstacle composed of several elements (A, B, C, etc.) a horse will be penalized if it passes around any element or circles between elements at any time between first being presented at the obstacle and finally completing the last element. See diagrams in **Appendix VII** for possible exceptions at black flagged alternatives)

Any element on the course not being attempted is completely irrelevant and must be ignored.

### **Falls:**

A fall of rider and or horse anywhere on XC course entails Elimination

A competitor is considered to have fallen when he is separated from his horse in such a way as to necessitate remounting or vaulting into the saddle.

A horse is considered to have fallen when at the same time both its shoulder and quarters have touched either the ground or the obstacle and the ground, or when it is trapped in a fence in such a way that it is unable to proceed without assistance or is liable to injure itself.

A fall will always be penalised when it occurs between the elements of a multiple obstacle.

### **Obstacles Composed of Several Elements:**

At an obstacle composed of several elements, a horse may refuse, run out and/or circle twice in all without incurring elimination.

If the horse refuses, runs out or circles at any element, the competitor is permitted to retake any elements already jumped, although he is liable to be penalised for any fault even if he has previously jumped an element successfully.

If after a refusal, run-out or circle, the competitor wishes to pass through the flags in the wrong direction in order to retake an element, he may do so without penalty.

### **Judging of Bounce Obstacles:**

At any obstacle where the distance between elements is 5 metres or less (i.e. a 'bounce'), when a horse has negotiated the first element without penalty, he will be deemed to have been presented at the second element – and similarly if the "bounce" is for example the second and third elements of a combination.

Thus if a rider 'changes his mind' while negotiating the first element and for example, then goes a longer route, he will still be penalised 20 penalties for a run-out.

### **Instructions to Officials:**

Where there is any doubt as to the correct interpretation of the rules of judging any element, obstacle or combination of obstacles, it is recommended that the Stewards/ Technical Delegates should approve the instructions to the Officials, providing a rough sketch if necessary and all competitors will be informed.

### **Voluntary Dismounting:**

Riders may dismount without incurring elimination to check on horse, adjust saddlery or equipment

## 47 MARKING OF THE COURSE

Red and white boundary flags:

These are used to mark the start and finish and compulsory sections of the course, to define obstacles and to indicate compulsory changes of direction.

They are placed in such a way that a rider must leave a red flag on his right and a white flag on his left.

All red or white flags must be respected wherever they occur under penalty of elimination at the discretion of the Steward/ Technical Delegate.

They must be passed mounted if on a Cross Country course

### Direction markers or signs:

These are normally yellow in colour and are intended merely to show the general direction to be taken and to help the rider find his way. Passing close to them is not obligatory.

### Numbers and Class indicators:

Each obstacle shall be numbered and marked with the relevant number and obstacles with elements or options shall, in addition, be lettered (A, B, C etc) according to the colour indicator code.

For the convenience of competitors when they are inspecting the course, colour indicators are used to mark the obstacles for the different classes.

#### Indicators are

A+ Grade Yellow

C Grade White

A Grade Pink

D Grade Orange

B Grade Red

E Grade Blue

Where different parts of the same obstacle are to be jumped by more than one class, the section of the obstacle applicable to each class will be marked at each end with the appropriate class indicator, one end of which must be marked with the obstacle number/s for the particular classes.

### **Position for Markers:**

Boundary flags and direction markers will be large and placed in conspicuous positions.

All obstacles, boundary flags, direction markers, and class indicators which have to be observed by competitors must be exactly in position by the time the course is open for inspection by competitors and any variation in the course for the different classes clearly marked. (If this is impractical, the position of the boundary flags, direction markers and class indicators must be clearly indicated to the competitors during the course inspection.)

Before the commencement of each class, the boundary flags must be re-positioned, where necessary, so that they exactly define the course for the class concerned.

### **Finishing Lines:**

The last obstacle of Cross Country shall be not less than 30 metres no more than 75 metres from the finishing line.

## **48 OUTLINE OF OBSTACLES**

The outline of the obstacles will not be published in advance.

## **49 ACCESS TO THE COURSE**

The course must be open for inspection by competitors as early as possible on the day before the cross-country test.

The time must be stated in the schedule & program.

After the course has been officially opened, riders are allowed to revisit the course during the hours of daylight and examine the obstacles. This examination must take place on foot only, unless special permission is given by the Steward/ Technical Delegate.

## **50 PLAN OF THE COURSE**

A plan of the course must be displayed by the time the course is open for inspection by competitors.

**This plan must include:**

position of the Start and Finish; numbered obstacles; compulsory passages;

distance & speed

optimum time and time limit

any decisions made by the Steward/ Technical Delegate in regard to the course.

## **51 MODIFICATIONS OF THE COURSE**

After the cross-country course is open for inspection by competitors, no alteration may be made, except that, where exceptional circumstances (such as heavy rain) make one or more obstacles unfair or dangerous, the Organiser is authorised, with the sanction of the Steward/ Technical Delegate to reduce the severity of or to by-pass such obstacles.

In such a case, the Chief Cross-Country Judge and every competitor must be officially and personally informed of the proposed alteration before the start of the test.

An official may have to be stationed at the place where an alteration has been made in order to warn the competitors.

If it is necessary in the interests of safety to order an obstacle to be by-passed during the competition, all jumping faults previously incurred at that obstacle shall be cancelled, with the exception of elimination.

A competitor who has been eliminated shall NOT be reinstated in the competition. Once taken out the obstacle shall NOT be re-introduced.

The Steward/ Technical Delegate will decide what arbitrary adjustment shall be made competitors' times.

## **52 COMPETITOR IN DIFFICULTY AT AN OBSTACLE**

If, in attempting to negotiate an obstacle, a horse should be trapped in such a way that it is unable to proceed without assistance or is liable to injure itself, the competitor will be instructed to dismount and will be eliminated.

The Judge in charge of the obstacle will decide if parts of it need to be dismantled or if any other assistance needs to be given to extricate the horse.

## 53 STOPPING COMPETITORS

If any part of an obstacle is obstructed by a competitor in difficulty or if any obstacle has been dismantled to release a fallen horse, or if an obstacle has been broken and is not yet rebuilt, or in any other similar circumstances, subsequent competitors must be halted. In such a case an official should be posted in the path of an oncoming competitor.

He shall wave a red flag, which indicates that the competitor must stop. Failure to stop is penalised by elimination at the discretion of the Steward/ Technical Delegate.

Competitors may be stopped at obstacles or at Stopping Points on the course. The official will stop competitors only upon the instruction of the Control Centre or during an emergency at his own obstacle.

The time during which the competitor was stopped from the moment he passed the Stopping Point until he re-passed that same point after being given the order to restart, will be recorded, passed to the official time-keepers, and deducted from the total time taken by the competitor to complete the course. It is clearly intended that the time shall be taken as the competitor gallops past the Stopping Point, not after he halts nor after a start from a halt.

The Organising Committee must however, take the necessary steps to avoid such incidents.

## 54 OVERTAKING

Any competitor who is about to be overtaken by a following competitor must quickly clear the way.

Any competitor overtaking another competitor may do so only at a safe and suitable place. When the leading competitor is before an obstacle and about to be over taken, he must follow the directions of the officials.

When the leading competitor is committed to jumping an obstacle, a following competitor may jump that obstacle only in such a way that will cause no inconvenience or danger to either.

The penalty for wilful obstruction of an overtaking competitor, failure to follow the instructions of the officials or causing danger to another competitor is elimination at the discretion of the Steward/ Technical Delegate.

In the case of a preceding competitor not allowing safe overtaking (for whatever reason), it is the responsibility of the following competitor to draw back or circle to allow a safe distance between himself and the preceding competitor. In such a case, the Steward/ Technical Delegate will consider a request to deduct the extra time incurred by such a manoeuvre done in the interest of safety.

The time during which the competitor is held up by Officials will be recorded and deducted from the total time taken by the competitor to complete the course.

## 55 UNAUTHORISED ASSISTANCE

Any intervention by a third party, whether solicited or not, with the object of facilitating the task of the competitor or of helping the horse, is considered unauthorised assistance and the competitor is liable to be eliminated.

### **In particular the following are forbidden:**

Intentionally to join another competitor and to continue the course in company with him

Intentionally to take a lead from another competitor

To be followed, preceded or accompanied, on any part of the course, by any vehicle, bicycle, pedestrian or horseman not in the competition;

To post friends at certain points to call directions or make signals in passing

To have someone at an obstacle to encourage the horse by any means whatsoever

To tamper with the obstacles or any part of the course including, for instance flags, Indicators, markers, notices, ropes, trees, branches, wire or fences, whether temporary or permanent

The use of any electronic receiving apparatus by competitors or officials of a team is strictly forbidden, except for individual mobile telephones, providing the Organising Committee approves, and that they do not interfere with the event's communication system. However, mobile telephones may not be carried or used by competitors while mounted during competition. The use of any other form of electronic receiving device is subject to approval by the Steward/ Technical Delegate.

Officials or spectators who draw the attention of a competitor to a deviation from the course are giving unauthorised assistance, which may result in the elimination of the competitor. In such a case the official is liable to be disciplined.

**Each case of unauthorised assistance will be decided by the Steward/Technical Delegate.**

### **Exception:**

A competitor may be handed his whip or spectacles without dismounting.

A competitor may receive clarification of Jumping Penalties from the Obstacle Judge e.g. after having knocked a flag at a corner obstacle.

## 56 AFTER ELIMINATION OR RETIRING **OR COMPLETING CROSS COUNTRY**

A competitor eliminated or retiring for any reason must leave the course at once and has no right to continue. A competitor must walk his horse off the course either mounted or dismounted. Visitors shall be warned at the discretion of the Steward/ Technical Delegate. **No competitor's horse may return to cross-country course after completing or failing to complete the course, on the day of the competition.**

## 57 JUMP JUDGES

Judges must be appointed for all obstacles on the course but one judge may take charge of more than one obstacle, provided they are all clearly visible to him and he is in a position to maintain adequate control.

## 58 TIMEKEEPING

Unless a competitor starts early, time is counted from the instant the Starter gives the signal to start, until the instant when the mounted horse reaches the finishing line. If a rider starts early on cross-country, his time will be recorded from the time he crossed the start line.

Time is counted in whole seconds, parts of a second counting as the next whole second e.g. 30.25 seconds is recorded as 31 seconds.

Periods during which a competitor has been held up by a Jump Judge or officials will be deducted from the above time, to give his correct time for completing the course.

**In the case of a rider in A grade and below the time for the finish should be taken at that time when deliberate time wasting (E.G Slowing to a walk circling or zig zagging) to avoid penalty for riding under time becomes apparent.**

**Also see Dangerous Riding**

## **59 STARTING**

Competitors at the start of any test must be under the control of the Starter.

Each competitor should be given reasonable warning before the time is due to start, but it is the competitor's responsibility to ensure that he starts at the correct time.

In order to simplify the task of the Starter for the cross-country, an enclosure approximately 5m x 5m will be built with an open front through which horses will start, and a gap in one or both sides through which the horses will enter.

Each competitor must start from within the enclosure and, provided he does not cross the starting line before the signal is given, is at liberty to move around the enclosure as he pleases.

The horse does not have to stand absolutely immobile, but the competitor must not get any advantage from a flying start.

An attendant may lead the horse into the enclosure and may hold the horse until the signal to start is given.

From that instant, the competitor is considered to be on the course and no further assistance may be given.

Arrangements should be made to ensure that a competitor is not eliminated through the uncontrollable action of his horse.

If a competitor starts early, his time will be recorded from the moment he crossed the start line

If for any reason a competitor is not ready to start at his correct time he may be allowed, at the discretion of the Starter, to start when he is ready, subject to the following conditions:

A late competitor will not be permitted to start if there is any risk of interfering with the subsequent competitor;

His starting time will be recorded as if he had started at the correct time.

## **60 COMPULSORY INSPECTION OF HORSES**

All horses shall be inspected at the conclusion of the cross-country test by the Veterinary

Surgeon or the Steward appointed for the task.

The officials concerned shall have the power to order the withdrawal of any horse which they consider to be unfit for any further participation in the Event.

## **JUMPING:**

### **61 JUMPING RULES**

The jumping test consists of one round of the course judged under the FEI Jumping Rules, except where modified below. There is no jump-off.

This test is similar to an ordinary show jumping competition, but without any attempt to find a 'winner' of this test on its own. Its main objective is to prove that, the horse and rider are well trained in the specialist discipline of show jumping.

The nature of the course, its length, the speed demanded and the dimensions of the obstacles depend on the degree of difficulty of the whole competition.

### **62 ARENA**

The arena must be enclosed, while a horse is in the arena during a competition, all entrances and exits should be physically closed. Ideally, arenas should be not less than 4,000sqm and/or less than 50m wide on the short side.

In arenas less than 2300 square metres the maximum speed for any level shall be 325 meters/min.

### **63 DRESS &SADDLERY**

**(Also refer to current Gear Checking- Manual)**

Pony Club uniform with approved helmet is acceptable at all levels. In all Tests, boots must be black, brown, or black with a brown top. They must either be long boots in one piece or if gaiters are worn, matching black or brown leather boots must be worn with at least the exposed side of the gaiter to be of full grained leather.

Chappette (Suede) are not permitted

Riders may compete in jodhpurs and short boots

#### *63 a) Whips*

If a whip is carried in the jumping test it must not be weighted at the end or exceed 75cm in length.

*63 b) Spurs:*

Spurs are optional during the jumping tests of all Spurs capable of wounding a horse are forbidden. Spurs must be of smooth metal

There must be a shank pointing only towards the rear, which must be no more than 3.5 cm long and without rowels.

The end must be blunt in order to prevent wounding the horse.

If the shank is curved, the spurs must be worn only with the shank directed downwards

Metal spurs with round hard plastic knobs are allowed ('impulse' spurs) 'Dummy spurs' with no shank are allowed.

*63 c) Protective Headgear*

ASA/NZS 3838-2003 (current Australian Standard)

EN 1384 (Current European Standards)

ASTM F 1163 (Current US standard).

PAS 015 (UK)

*63 d) Saddlery:*

The type of saddlery **(Also refer to Gear Current Checking- Manual)** Only unrestricted running martingales or Irish martingales are allowed. Reins must be attached to the bit(s)

In the interest of safety, the stirrup iron and stirrup leathers must hang freely from the bar of the saddle and outside of the flap.

## 64 COURSE AND OBSTACLES

Within the limits shown in **APPENDIX IV** Course Designers are free to plan a track suitable to the quality and standard of preparation of the competitors. In exceptional circumstances it is permissible, with the approval of the Steward/ Technical Delegate to add up to 10% of the maximum permitted distance. The dimensions of the obstacles shall not exceed the limits shown in **APPENDIX IV**

A tolerance of 5 cm in height is acceptable, if dictated by the terrain or by the spacing of the cups.

The obstacles should have a balance of vertical and spread obstacles and shall include two or three doubles or a double and a treble. Closed combinations are not permitted. (see above) A water jump is not permitted, but a water ditch with rails over is allowed. **FEI Approved safety cups of 25mm are recommended for the back poles of spread obstacles and in the case of a triple bar, to, support the centre and back poles.** Alternative obstacles are permitted. These jumps are to be marked on the course plan with the same number and with the word Alternative.

Red and white boundary flags mark the start and finish, but need not be used to mark the extremities of the obstacles, provided these are clearly defined.

The plan of the course, which must be posted before the jumping commences, must show:

Position of starting and finishing lines.

Relative position of obstacles

Type of obstacles (oxer, vertical, triple bar) and numbers

The track to be followed marked by a series of arrows showing the direction in which each obstacle must be jumped

Alternative obstacles Length of the course Speed

Time allowed and time limit

Any decisions made by the Steward/ Technical Delegate with regard to the course

Before the commencement of each class a break of 10 minutes minimum should be allowed for competitors to walk the course.

### **Starting and Finishing Lines:**

The starting and finishing lines may not be more than 15m or less than 6m from the first and last obstacle. These two lines must each be marked with an entirely red flag on the right and an entirely white flag on the left.

### **Time of the Round:**

The time of the round is the time taken by a competitor to complete the round, plus time corrections. After the bell has been rung to signal permission to start, the competitor should cross the starting line within a 45 seconds countdown, after which his time will start. The competitor must not start before the signal has been given. It extends to the moment that the mounted competitor crosses the finishing line having jumped the last obstacle. Both these lines must cross in the direction indicated on the plan.

---

## 65 PENALTIES

### Faults on Course:

Knocking down an obstacle	4 penalties
First runout, refusal or unauthorised circle in the whole test	4 penalties
Second runout, refusal or unauthorised circle in the whole test <b>(A+)</b>	Elimination
Second runout, refusal or unauthorised circle in the whole test <b>(A)</b> grade and below	8 penalties
Third runout, refusal or unauthorised circle in the whole test <b>(A)</b> grade and below)	Elimination

### Falls:

First fall of rider <b>(A+)</b>	Elimination
First fall of rider <b>(A)</b> and below	8 penalties
Second fall of rider <b>(A)</b> and below)	Elimination
First fall of horse	Elimination

### Time Faults:

The length of the course and the speed demanded determine the time allowed.

Completing the course in less than the time allowed is not rewarded, but exceeding the time allowed is penalised by one penalty for each second or part of a second in excess of the time allowed up to the time limit which is twice the time allowed.

Exceeding the time limit results in elimination.

### Time Corrections:

The following time corrections should be added when disobedience results in an obstacle or flag being knocked down and time off is required.

### **Knock-Down with Disobedience:**

If, as a result of disobedience, a competitor displaces or knocks down an obstacle or a flag defining the limits of the obstacle, the bell is rung. The clock is stopped until the obstacle has been rebuilt or the flag replaced. The competitor will be penalised for a refusal and six seconds will be added to the time taken by the competitor to complete his test.

If a competitor displaces or knocks down one of the elements of a combination or a flag defining the limits of an element and refuses or runs out at one of the subsequent elements, the bell is rung. The clock will be stopped as for an obstacle knocked down following disobedience. The penalties for the disobedience and the addition of six seconds must be applied.

### **Knock-Down & Fall (A Grade & Below):**

If there is a knock-down and a fall of rider together with a disobedience, the bell is rung immediately. However, the clock must be stopped only when the rider has remounted and only if the obstacle has not been rebuilt in time for the rider to continue his test. The rider will be penalised for a disobedience and a fall, and six seconds will be added to the time of the rider.

If, when jumping a single obstacle or the last part of a combination, there is a knock-down and a fall of rider, the clock must not be stopped and the judge must not ring the bell. The rider will be penalised for the fall and for knocking down the obstacle.

If, when jumping any element of a combination except the last, there is a knock-down and a fall, the bell is rung immediately. The clock must be stopped only when the rider has remounted and only if the obstacle has not been rebuilt in time for the rider to continue his test. The rider will be penalised for the fall and knocking down the obstacle.

If, at the second or third element of a combination, the refusal or run-out is the consequence of a fall with or without a knock-down and/ or a displacement of obstacle and/ or flag, no penalty is incurred for the disobedience. The six seconds of time corrections are not added to his time. The rider will be penalised only for his fall.

### **Statutory Elimination by the Jumping Judge:**

Jumping or attempting to jump an obstacle in the arena before the start of the test.

Starting before the signal is given and jumping the first obstacle of the course.

A horse resisting for 45 consecutive seconds during the test (Resistance includes: taking more than 45 seconds to jump a single obstacle or the first part of combination and resistance continuously for 45 seconds during the test).

Omitting to cross the starting line and/or finishing line between the flags; jumping an obstacle that does not form part of the course during the test; omitting to jump an obstacle of the course.

Jumping an obstacle in the wrong order.

Jumping an obstacle in the wrong direction.

Jumping or attempting to jump an obstacle after an interruption without waiting for the bell.

Not jumping all the fences in a combination again after a disobedience.

Not crossing the finishing line mounted before leaving the arena.

A loose horse leaving the arena before the end of the Test, including before starting, provided the arena is correctly closed in accordance with the rules.

Accepting, while mounted, any object whatsoever during the test, except headgear and/or spectacles.

Error of course not rectified.

Competing with improper saddlery, or with a whip exceeding 75 cm.

Exceeding the time limit.

Second runout or refusal **(A+)**.

Third runout or refusal **(A grade and below events)**.

Failure to re-attempt an obstacle after a run-out or refusal.

First fall of rider **(A+)**.

Second fall of rider **(A Grade and below)**.

First fall of horse.

### **Discretionary elimination by the Jumping Judge:**

Not entering the arena when the competitor's number is called entering the arena unmounted or leaving the arena unmounted.

All unauthorised assistance.

Not stopping when the bell is rung during the test.

Jumping or attempting to jump an obstacle without headgear or with an unfastened retention harness.

## **APPENDICES**

### **APPENDIX I**

**Special Rules State Eventing Championships & Interzone**

### **APPENDIX II**

**Standards**

### **APPENDIX III**

**Cross-Country Obstacles & Dimensions Specifications**

### **APPENDIX IV**

**Jumping Obstacles & Dimensions Specifications**

### **APPENDIX V**

**Permitted Dress & Saddlery**

### **APPENDIX VI & VIB**

**Prohibited Practice Showjumping Obstacles**

### **APPENDIX VII**

**Diagrams of Cross-Country Obstacles & Faults**

### **APPENDIX VIII**

**Flagging Cross-Country Obstacles**

### **APPENDIX IX**

**Measuring Cross-Country Obstacles**

### **APPENDIX X**

**Recommended Dressage Tests**

## **APPENDIX I**

### **SPECIAL RULES FOR STATE EVENTING CHAMPIONSHIPS**

The horse and rider combination must have attended at least three (3) Working Rallies, **two** of which **MUST** be with the Club they will be representing, in the twelve months prior to the time of nomination.

***Eligible riders may compete on TWO different horses in two different grades, providing that both horses are duly qualified to compete. The SECOND nominated horse may NOT displace another rider who is entering their primary horse for that grade.***

Each horse may only be ridden by one rider for the duration of the event.

**Declaration of qualification and eligibility** must *signed by the chief coach and an executive member of the rider's club will be required with all entry nominations for State Eventing Championships.*

**If a horse/rider combination incurs more than 65 penalties in the cross-country OR more than 25 penalties in the jumping phase, this score will not be accepted as a qualifying round. This is a total of both jumping and time penalties for each phase.**

***Rider's ages are from the beginning of the calendar year in which they reach the required age for the grade nominated. A+ 14 yrs, A 13 yrs, B 12 yrs, C 11yrs.***

For State Eventing Championships there must be at least two judges per dressage arena for **Grade A+ & Grade A**

*Teams of four or three Riders will be drawn for the competition. The best three (3) scores will be counted to make the team total.*

*If entries are insufficient for a team competition in any grade then teams of two or three will be drawn. In this case the best two (2) scores will be counted.*

### **FOR BOTH STATE EVENTING CHAMPIONSHIPS AND INTERZONE ODE**

Clubs/Zones are not permitted to replace a horse/rider in a Club/Zone team with a horse/rider from a composite team after the draw.

The organising committee reserves the right to adjust teams where necessary after the draw.

Provided a Veterinary or Doctor's Certificate is presented to the Organising Committee prior to the commencement of the competition, an injured horse/rider may be substituted by a qualified horse/rider combination not already in the draw.

The **PCAWA Steward/ Technical Delegate** shall submit a written report to the Eventing Sub-Committee and relevant Zone Secretary within 21 days of the State Evening Championships and Inter-Zone ODE Competition for all Grades.

***The Gear Checkers for all phases will submit a report to the Organisers who will forward this to the Coaching Panel for State, Interzone and Zone events.***

## **GRADE 'A+'**

A rider may compete in A+ from the beginning of the calendar year in which they reach the age of 14 years. There will be one section for teams, which will be:

**CLUB TEAMS** - for teams of three (3) or four (4) members and/or associate members from the one club without restrictions on the number of associates competing. (If there are less than six (6) entries in any year teams of two (2) Riders will be considered.)

**NOTE:** A club is permitted to enter more than one (1) Club Team provided such club has a minimum of seven (7) qualified horse and rider combinations.

**OR:**

**COMPOSITE TEAMS** for teams of three (3) or four (4) individual competitors comprising:

- Additional members and/or associate members from clubs with teams already entered in Club Teams.
- A maximum of two (2) members and/or associate members from clubs NOT entered in Club Teams.

In the case of less than five (5) Riders entered for the competition, no team competition will be run but an individual competition will be run and individual placings awarded.

Total entries accepted at the discretion of the organising committee.

Composite Teams will be determined by a draw conducted by the organising committee of the championships.

## **QUALIFICATIONS FOR STATE EVENTING GRADE A + CHAMPIONSHIPS**

The horse and rider combination to have completed two courses of an equivalent grade or above in the previous twelve months and may include the previous State Eventing Championships.

***Horse and rider may have successfully completed events at EA or FEI \*\* or above and may enter this Grade***

The eventing sub-committee has introduced for safety and competency of the rider/horse combination that qualifications for State Eventing Championships are to be done at two separate events at different locations with one being outside their own club. These can be EA or Pony club events.

Country Clubs should be encouraged to qualify at one course other than their own, that includes a cross-country up to State Horse Trials standard. If this is not possible the rider through their Club/Zone can apply to have two rounds recognised at their own course as qualifiers for State Horse Trials, on the proviso that the officiating Steward was satisfied that the courses used, had enough variation in track and obstacles to State Horse Trials standard.

## **GRADE 'A'**

***A rider may compete in 'A' grade from the beginning of the calendar year in which they reach the age of 13 years.***

There will be one section for teams, which will be:

**CLUB TEAMS** - for teams of three (3) or four (4) members and/or associate members from the one club without restrictions on the number of associates competing. (If there are less than six (6) entries in any year teams of two (2) Riders will be considered.)

NOTE: A club is permitted to enter more than one (1) Club Team provided such Club has a minimum of seven (7) qualified horse and rider combinations.

**OR:**

**COMPOSITE TEAMS** for teams of three (3) or four (4) individual competitor comprising:

- Additional members and/or associate members from clubs with teams already entered in Club teams.
- A maximum of two (2) members and/or associate members from clubs NOT entered in Club Teams.

Total entries accepted at the discretion of the organising committee.

Composite Teams will be determined by a draw conducted by the organising committee of the championships.

## **QUALIFICATIONS FOR STATE EVENTING GRADE A CHAMPIONSHIPS**

The horse and rider combination to have completed two courses of an equivalent grade in the previous twelve months and may include the previous State Eventing Championships.

If a horse and rider combination has completed more than one course of an **Grade A+/EA Novice /FEI \*** standard in the previous twelve months they are not eligible to compete in the lower grade.

If a horse and rider combination has completed **MORE** than one (1) **PCAWA Grade A+** course or EA or FEI \* course or above to the standard to qualify for that grade i.e. **not more than 65 penalties on the cross country and less than 25 penalties in the jumping phase** (total of both jumping and time penalties for each phase) in the 12 months prior to close of entries for the State Eventing Championships, they are **not eligible** to compete in the **Grade A** Championships.

The eventing sub-committee have introduced for safety and competency of the rider/horse combination that qualifications for State Eventing Championships be done at two separate events at different locations with one being outside their own club. These can be EA or Pony club events.

Country Clubs should be encouraged to qualify at one course other than their own, that includes a cross-country up to State Horse Trials standard. If this is not possible the rider through their Club/Zone can apply to have two rounds recognised at their own course as qualifiers for State Horse Trials, on the proviso that the officiating Steward was satisfied that the courses used, had enough variation in track and obstacles to State Horse Trials standard.

## GRADE 'B'

*A rider may compete in grade B from the beginning of the calendar year in which the age of 12 years.*

There will be one section for teams, which will be:

**CLUB TEAMS** - for teams of three (3) or four (4) members and/or associate members from the one club without restrictions on the number of associates competing.

NOTE: A club is permitted to enter more than (1) Club Team provided such Club has a minimum of seven (7) qualified horse and rider combinations.

**OR:**

**COMPOSITE TEAMS** for teams of three (3) or four (4) individual competitors comprising:

- Additional members and/or associate members from clubs with teams already entered in Club teams.
- A maximum of two (2) members and/or associate members from clubs NOT entered in Club Teams.

Total entries accepted at the discretion of the organising committee.

Composite Teams will be determined by a draw conducted by the organising committee of the championships.

## QUALIFICATIONS FOR STATE EVENTING GRADE B CHAMPIONSHIPS

The horse and rider combination to have completed two courses of an equivalent grade in the previous twelve months and may include the previous State Eventing Championships.

If a horse and rider combination has completed **MORE** than one course of a higher standard in the previous twelve months they are **not eligible** to compete in the lower grade.

If a horse and rider combination has completed **MORE** than one (1) **PCAWA Grade A** course or **EA** Pre-Novice course or above to the standard to qualify for that grade i.e. **not more than 65 penalties on the cross country and less than 25 penalties in the jumping phase** (total of both jumping and time penalties for each phase) in the 12 months prior to close of entries for State Eventing Championships, they are **not eligible** to compete in the Grade B Championships.

The eventing sub-committee has introduced for safety and competency of the rider/horse combination that qualifications for State Eventing Championships are to be done at two separate events at different locations with one being outside their own club. These can be EA or Pony club events.

Country Clubs should be encouraged to qualify at one course other than their own, that includes a cross-country up to State Horse Trials standard. If this is not possible the rider through their Club/Zone can apply to have two rounds recognised at their own course as qualifiers for State Horse Trials, on the proviso that the officiating Steward was satisfied that the courses used, had enough variation in track and obstacles to State Horse Trials standard.

## GRADE 'C'

*A rider may compete in grade C from the beginning of the calendar in which they reach the age of 11 years*

There will be one section for teams, which will be:

**CLUB TEAMS** – for teams of three (3) or four (4) members and/or Associates from the one club, with the number of members per team always the majority.

NOTE: A club is permitted to enter more than one (1) Club Team provided such Club has a minimum of seven (7) qualified horse and rider combinations.

**OR:**

**COMPOSITE TEAMS** - for teams of three (3) or four (4) individual competitors comprising:

1. Additional members/associates from clubs with teams already entered in Club Teams
2. A maximum of two (2) members/associates from clubs NOT entered in Club Teams.

Total entries accepted at the discretion of the organising committee.

Composite Teams will be determined by a draw conducted by the organising committee of the championships.

## QUALIFICATIONS FOR STATE EVENTING GRADE C CHAMPIONSHIPS

The horse and rider combination are to have completed two (2) courses of an equivalent grade in the previous twelve (12) months and may include the previous State Eventing Championships.

If a horse and rider combination has completed more than one course of a higher standard in the previous twelve months they are not eligible to compete in the lower grade.

If a horse and rider combination has completed **MORE** than one (1) **PCAWA Grade B** course or **EA Official Preliminary** course or above to the standard to qualify for the grade, i.e. – **not more than 65 penalties on the Cross Country and less than 25 penalties in the Jumping phases** (total of both Jumping and Time Penalties for each phase) in the twelve (12) months prior to close of entries for State Eventing Championships, they are **not eligible** to compete in the Grade C Championships.

The eventing sub-committee has introduced for safety and competency of the rider/horse combination that qualifications for State Eventing Championships be done at two separate events at different locations with one being outside their own club. These can be EA or Pony club events.

Country Clubs should be encouraged to qualify at one course other than their own, that includes a cross-country up to State Horse Trials standard. If this is not possible the rider through their Club/Zone can apply to have two rounds recognised at their own course as qualifiers for State Horse Trials, on the proviso that the officiating Steward was satisfied that the courses used, had enough variation in track and obstacles to State Horse Trials standard.

## INTERZONE ONE DAY EVENT

The horse and rider combination must have attended at least three (3) Working Rallies. **Two** of which **MUST** be with the Club they are representing in the twelve months prior to the time of nomination.

**Eligible riders may enter two different horses in two different Grades. Each horse may only be ridden by one rider for the duration of the event.**

Declaration forms from clubs will be required with all entry nominations.

The Dressage Test must always be held first followed by the Cross Country and Jumping for **Grade A+, Grade A, Grade B and Grade C.**

The order of Cross Country and Jumping for **Grade C** is at the organiser's discretion. There must be at least two judges per dressage arena for **Grade A+ & Grade A.**

The best three (3) scores will be counted to make the team total. Total entries accepted at the discretion of the Organising Zone.

Individuals may be nominated and will be placed into composite teams by the Organising Zone.

PCAWA Eventing Rules Effective January 2011

The Interzone ODE is for teams selected at Zone level divided as follows:

### **GRADE A+**

A team of four (4) riders, maximum height Grade 1A+ (110cm)

Restricted to horse /rider combination deemed competent at **Grade A+** or FEI\* or above.

**Riders MUST be 14 years of age or over on January 1<sup>st</sup> in the year of the competition**

### **GRADE A**

A team of four (4) riders, maximum height Grade A (105 cm)

Restricted to horse/rider combinations not having completed **more than one** (1) PCAWA Grade A PLUS or one (1) EA I\* or above event in the previous twelve (12) months.

**Riders MUST be 13 years of age or over on January 1<sup>st</sup> in the year of the competition**

### **GRADE B**

A team of four (4) riders, maximum height Grade B (95 cm)

Restricted to horse/rider combinations not having completed **more than one** (1) PCAWA Grade A or one (1) EA Official Pre Novice or Junior Pre Novice event in the previous twelve- (12) months.

**Riders MUST be 12 years of age or over on January 1<sup>st</sup> in the year of the competition.**

### **GRADE C**

A team of four (4) rider's, maximum height Grade C (80 cm)

Restricted to horse/rider combinations not having completed **more than one** (1) PCAWA Grade B or one (1) EA Preliminary event in the previous twelve- (12) months.

A team of four riders may consist of: 2 members and 2 associates, or  
3 members and 1 associate, or 4 members

**Riders MUST be 11 years of age or over on January 1<sup>st</sup> in the year of the competition.**

## **APPENDIX II**

### **STANDARDS PCAWA GRADES B, C, D & E**

#### **DRESSAGE TEST:**

Will include basic paces, medium walk, working trot and canter with all work on the track, across the diagonal and on 20 metre circles.

#### **CROSS COUNTRY COURSE:**

Length of Course, Speeds and Number of Jumping Efforts is found in **Appendix III** specifications for One Day Events – Cross Country Obstacles.

The obstacles should be a relatively simple, solidly constructed with true ground lines and wide enough to discourage horses from running out. Obstacles should be sited in such a way that a horse can meet them in his natural stride, maintaining good rhythm and encouraging bold, forward movement providing a positive and enjoyable experience.

Simple banks and drops may be included but only one drop type fence may be of the maximum dimension. No hay racks or jumps with false ground lines or bullfinches can be included. The solid part of a brush fence may not exceed the maximum height for a class.

Ditches may be revetted on the take off side but must be left in natural state on the landing side. Water obstacles should provide a firm consistent base and may:

1. Be little more than a flagged effort. May jump in or out but not both.

**OR**

2. Include a drop into water with an obstacle as per specifications **Appendix III**

**OR**

3. Include an obstacle without a drop as per specifications **Appendix III**

Obstacles comprising a bounce, a corner (apex) or Trakhener type jump are not generally recommended for courses at this level. However, provided they are constructed to include an alternative and an accredited course designer approves the design and siting, these jumps may be included.

#### **JUMPING TEST:**

300-450 metres long with which may include one double combination to be ridden at speed ***as per specifications for Jumping Appendix IV***. No fence should have a false ground line, and tight turns are discouraged at this level.

## STANDARDS PCAWA GRADE A

This constitutes a slightly more demanding test, progressing from Grade B. It should be designed to encourage the development of the basic paces, movements and figures, and demand slightly greater agility, suppleness and balance.

### **DRESSAGE TEST:**

Shows further development of the three basic paces. Introduces 15 metre figures and lengthening at walk and trot.

### **CROSS COUNTRY COURSE:**

May reflect slightly more technical difficulty and should be designed to assist the horse's progression from Grade B. Simple steps or table type fences may be introduced but all obstacles should still have a clear ground line. For obstacles specifications and number of jumping efforts refer **Appendix III**.

Water obstacles may have a jump; maximum 0.80 metres into or out of water refer **Appendix III**.

### **JUMPING TEST:**

May include one double as per the specifications in Appendix IV and should be designed to allow a horse plenty of recovery time between fences. No fence should have a false ground line.

## STANDARDS PCAWA GRADE A+

This level is a more difficult examination of horse and rider in a regulated training programme. The tests will include problems requiring increased balance, suppleness and agility.

### **DRESSAGE TEST:**

Requires lengthening in all three paces. Three and four track work and 10 metre circles may be employed to demonstrate increased suppleness and agility.

### **CROSS COUNTRY COURSE:**

May include moderate testing of the horse's boldness, ability to lengthen and shorten stride, to remain in balance on sharper turns and generally display more athletic ability.

Some of the more complex obstacles may now be introduced; these may include a more substantial bank, a two or three stride sunken road, or a simple bounce may be offered as an alternative route.

There may be a jump both into and out of the water or a jump from water to water but not both. The minimum distance between the jumping efforts is 9.00 metres. The maximum height of a jump into water with a drop or without drop is 1.10metre.

For Obstacles specifications and number of jumping efforts refer to **Appendix III**

### **JUMPING TEST:**

Should now require the horse to demonstrate his ability to jump accurately and recover quickly. Related distances should be used. 2 Doubles OR 1 Double and 1 Treble can be used as per the specifications in **Appendix IV**

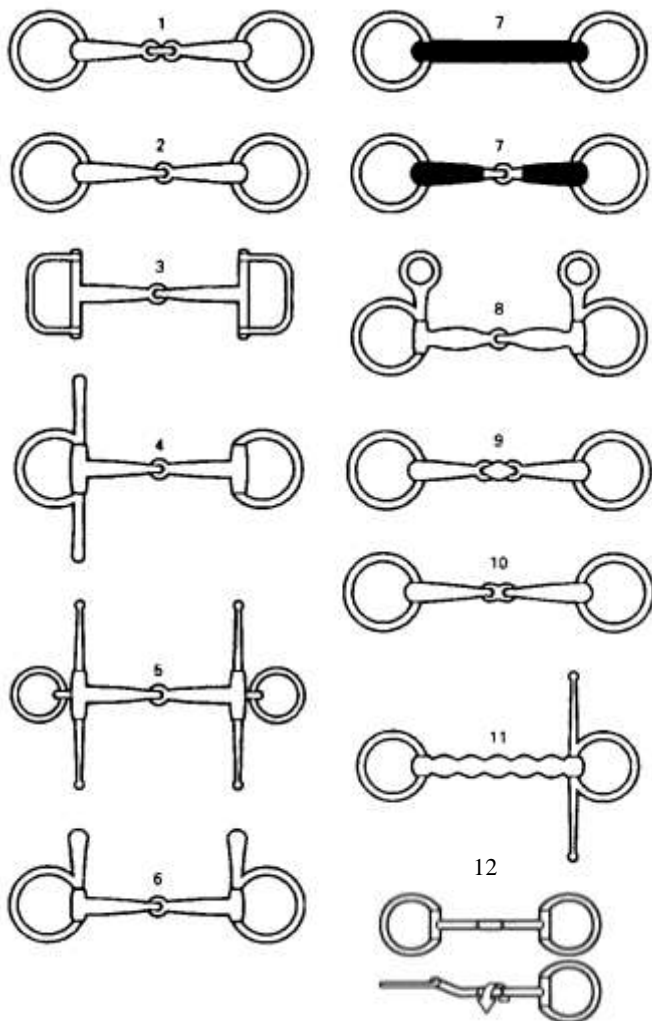
<b>Appendix III Specifications for One Day Events Cross Country Obstacles</b>						
<b>Grade</b>	<b>One Star</b>	<b>Pre/Novice</b>	<b>Prelim</b>	<b>Intro 1</b>	<b>Intro 2</b>	<b>N/A</b>
	<b>Grade A+</b>	<b>Grade A</b>	<b>Grade B</b>	<b>Grade C</b>	<b>Grade D</b>	<b>Grade E</b>
Class Indicator Colour	Yellow	Pink	Red	White	Orange	Blue
Length of Course	2400 - 3200m	2000 - 3000m	2000 - 3000m	1500 - 2500m	1500 - 2500m	1500 - 2000m
Speed	520mpm	500mpm	450mpm	400mpm	350mpm	300mpm
Number of Jumping Efforts	29	20-25	15-25	15-25	15-20	15-20
<b>Obstacle Heights</b>						
Fixed	1.10m	1.05m	0.95m	0.80m	0.65m	0.45m
Brush	1.30m	1.25m	1.15m	1.00m	0.80m	0.60m
<b>Maximum Spread with Height</b>						
(A) Top	1.40m	1.20m	1.00m	0.80m	0.70m	0.50m
(B) Base	2.10m	1.80m	1.50m	1.20m	0.90m	0.70m
<b>Maximum Spread without Height</b>	2.80m	2.40m	2.00m	1.40m	1.00m	0.80m
Drop (One at Maximum)	1.60m	1.40m	1.20m	1.00m	0.80m	0.60m
			<b>1 at 1.00m</b>	<b>1 at 0.80m</b>	<b>1 at 0.60m</b>	<b>1 at 0.40m</b>
Water Maximum Depth	0.50m	0.35m	0.35m	0.35m	0.30m	0.15m
Minimum Width of Water	6.00m	6.00m	6.00m	6.00m	6.00m	6.00m
<b>Height of Obstacle or Bank into Water</b>						
(A) With Drop	1.10m	0.80m	0.30m	Not Allowed	Not Allowed	Not Allowed
(B) Without Drop	1.10m	0.80m	0.30m	Not Allowed	Not Allowed	Not Allowed
Maximum Drop into Water (including obstacles)	1.60m	1.40m	1.00m	0.45m	0.45m	
	May jump in and out of water.	May jump in and out of water	May jump in or out of water but not both	May jump in or out both must have option to walk in	May jump in or out both must have option to walk in	May splash through water as an option.
<b>NOTES</b>						
1 ONLY ONE DROP FENCE OF MAXIMUM LISTED ABOVE MAY BE INCLUDED ON COURSE.						
2 THE TOTAL NUMBER OF DROPS MAY NOT BE EXCESSIVE						
3 ANY ROOF OR OTHER FIXED AND SOLID BARRIER OVER AN OBSTACLE MUST NOT BE LESS THAN 3.50M ABOVE THE GROUND						
4 THE LAST CROSS- COUNTRY OBSTACLE SHALL NOT BE LESS THAN 30M OR MORE THAN 75M FROM THE FINISH LINE						

<b>Appendix IV Specifications for One Day Events Jumping</b>						
	<b>One *</b>	<b>Pre/Nov</b>	<b>Prelim</b>	<b>Intro 1</b>	<b>Intro 2</b>	<b>N/A</b>
<b>Grade</b>	<b>Grade A+</b>	<b>Grade A</b>	<b>Grade B</b>	<b>Grade C</b>	<b>Grade D</b>	<b>Grade E</b>
Length of Course	350-600m	300-450m	300-450M	300-450M	300-450M	300-450M
SPEED	350 mpm	325 mpm	325 mpm	300 mpm	250 mpm	250 mpm
No of Obstacles	10-11	9	9	9	9	9
Maximum Efforts	13	10	10	10	10	10
Maximum Height	1.15m	1.05m	0.95m	0.80m	0.65m	0.45m
<b>Spreads</b>						
Highest Point	1.35m	1.20m	1.00m	0.80m	0.65m	0.45m
Base or Triple Bar	1.55m	1.80m	1.50m	1.20m	0.80m	0.60m
Open Water	Not Allowed	Not Allowed	Not Allowed	Not Allowed	Not Allowed	Not Allowed
Combinations	2 Doubles or 1 Double & 1 Treble	1 Double	1 Double	1 Double	1 Double	1 Double

**Appendix V**

**PERMITTED GEAR & DRESS FOR PCAWA EVENTING DRESSAGE**

**BITS**



1. Ordinary Snaffle with double jointed mouthpiece
2. Ordinary Snaffle with jointed mouthpiece
3. Racing Snaffle – D Ring
4. Egg-Butt Snaffle (a) with cheeks (b) without cheeks
5. Other types of snaffles with cheeks
6. Snaffle **with upper cheeks only**
7. Rubber, leather, plastic or steel snaffle, jointed or un-jointed
8. Hanging Cheek Snaffle
9. Ordinary Snaffle with double jointed mouthpiece – with lozenge
10. Ordinary Snaffle with double jointed mouthpiece – French Link
11. Un-jointed wavy plastic or rubber snaffle (not steel) (a) with cheeks (b) without cheeks

**NB** Bit No 11 can be used for Eventing Dressage **ONLY**.

12. Ordinary snaffle with rotating mouthpiece

Double-jointed mouthpieces may have one 'roller' or rotating middle piece in the centre section. Multiple 'rollers' are not permitted.

**ALSO PERMITTED BUT NOT PICTURED:**

- Half moon – port-mouth – curved mouthpieces
- Rubber or synthetic bit – both jointed and unjointed
- Sweet Iron bit

**SADDLERY**

**BRIDLE** Leather compulsory with matching Noseband

**NOSEBANDS** Cavesson Noseband                      Dropped Noseband                      Hanoverian (Flash)  
 Grakle or Mexican Grakle (Crossover)                      Continental or Crank Noseband

**SADDLE** English Type (Fully mounted) of leather or synthetic fibre and it must have a Girth with a minimum of two buckles, OR a Girth with a single buckle and surcingle. Humane Girth must have surcingle

**SADDLE CLOTHS/NUMNAHS** Must be in Club or Zone colours or White.  
 All team members must have the same Saddle Cloths/Numnahs  
 ½ numnahs permitted in white, black, cream or club colours

**STIRRUP IRONS / STIRRUP LEATHERS**

Stirrup Irons to be stainless steel (silver), black or brass (gold) and to allow 1cm minimum each side of the rider's boot at the broadest part, max 1.5cm.approx each side.

**Toe-Stoppers** – permitted. If used, must fit as for stirrup irons

Stirrup safety bar clip must be turned down.

Stirrup leathers must not be tied down or worn under the saddle flap

**Stirrup Treads** – use of stirrup treads is optional, but if used, they must be made of rubber and be either black or white.

**BREASTPLATES / CRUPPERS / NECK STRAPS / MONKEY GRIPS** Permitted

**WHIPS - Permitted for Grades C, D and E only.**

General Purpose Whips must have a flexible flap or tassel, must not be weighted at the end, maximum length 75cm including flap. Loop Handles must be removed.

Dressage Whips – NOT permitted.

**RIDER / DRESS**

A rider weighing more than 53 kilograms (8 stone 5lbs) dressed to compete, may not ride a pony 12.2 hands or under.

**SAFETY HELMET** – Must be ASA / NZS 3838 -2003 **or** PAS 015 (UK), ASTM F 1163 (USA), EN 1384 (Europe). Clip Fasteners to be clicked up securely

**SHIRTS** - Long sleeved, in Club or Zone colour/s, fastened at the wrist and tucked in to waistband of jodhpurs. Sleeves must NOT be pushed/rolled up.

**TIES** - To be in Pony Club or Zone colour/s.

**JUMPERS** - V-Necked Sleeved (or Sleeveless) Jumpers in Club / Zone Colour/s worn with Long Sleeved Shirt with Tie. Jumper must not be removed without permission of the Judge, Examiner or Coach. Long Sleeves must NOT be pushed or rolled up. **Team Members, Pairs, must wear either matching Long Sleeved Jumpers or Short Sleeved Jumpers.**

**BADGE / DISK** – To be worn on the "V" of the jumper. **Optional.** Compulsory for Kanandah/Gingamurrah

**JODHPURS - Beige, Bone or Fawn, (NO hipsters or low-rise).** Jodhpur Clips optional. Long socks are NOT permitted to worn over jodhpurs.

**BOOTS** - Long Boots or Jodhpur Boots, no splits or holes, soles must be smooth and continued to heel - no half soles. Elastic sides must be firm, if stretched, use Jodhpur clips. Boots with zipper down front permitted.

**LEGGINGS / GAITERS** - must match the colour of the boots.

**SPURS** – optional. If used, must be smooth *metal*, with a shank, which must be not more than 3.5cms long, pointing downwards to the rear, and the end must be blunt in order to prevent wounding a horse. Straps must be correctly fitted with buckles to the outside. “Spur Ends” optional, must have one on each spur if used.

**HAIR** - Must be neatly restrained. Long hair to be restrained in a hairnet or plaited to no longer than shoulder length.

**MAKE UP** - The wearing of make up is discouraged, Coloured Nail Polish not permitted.

**JEWELLERY** - Medic-Alert bracelets and chains must be taped leaving the disk exposed. Rings must be removed or taped. No other jewellery or body piercing permitted. Watches, Medic Alert Sports Bands, mouthguards and PCAWA Badges are permitted

**GLASSES** - Prescription Spectacles permitted. Sun Glasses Aus Std 1067, (Cancer Council), permitted

**GLOVES** – optional.

**BODY PROTECTORS** - optional

**WET WEATHER GEAR** - Wet weather gear not to be worn without permission of the Judge, Examiner or Coach.

**FRONT AND BACK NUMBERS (BIBS)** must be worn. **BRIDLE/ SADDLE CLOTH NUMBERS** must also be worn.

**HORSE / PONY**

Must be 4 years of age or over. No discharge from Eyes and Nose. No chronic cough. No swellings. The sighting of any blood (whether wet or dry) from either the mouth, nostrils or spur area must be reported and checked by the Vet/Steward/Ground Jury/Coach (whichever is applicable)

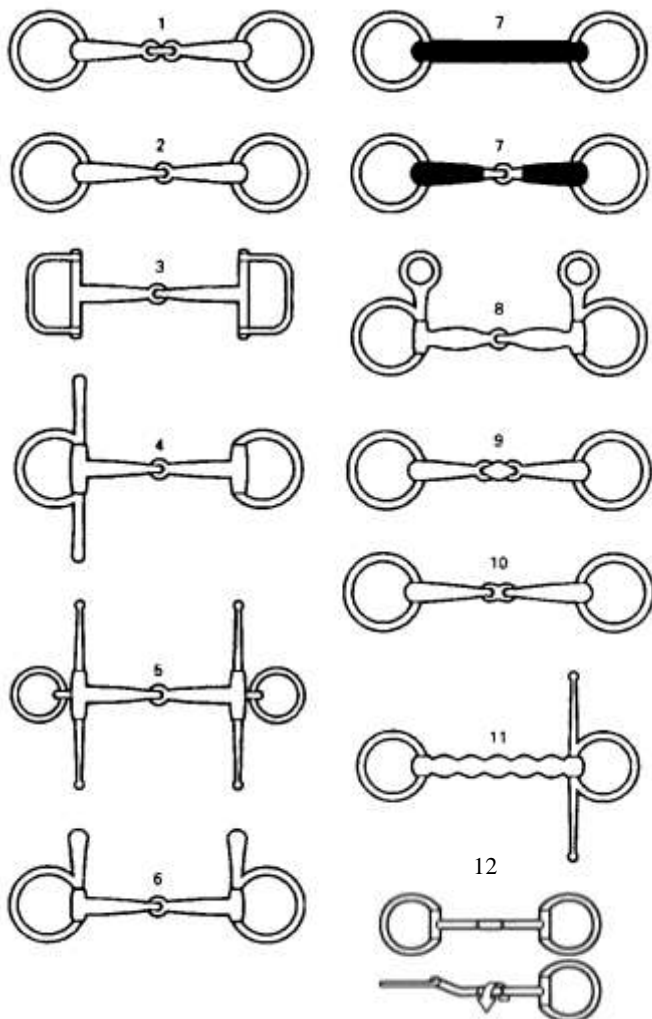
**HOOVES** - to show evidence of recent care. Horse/Pony must have either: 4 Unshod Hooves **OR** Front 2 Hooves Shod, Back Hooves Unshod **OR** Back 2 Hooves Shod, Front Hooves Unshod **OR** All Hooves Shod

Manes and forelocks to be plaited. Tails to be pulled, trimmed or plaited. False tails permitted but must not have metal parts.

**Appendix V**

**PERMITTED GEAR & DRESS FOR PCAWA CROSS COUNTRY  
EVENTING AND TETRATHLON**

**BITS**



1. Ordinary Snaffle with double jointed mouthpiece
  2. Ordinary Snaffle with jointed mouthpiece
  3. Racing Snaffle – D Ring
  4. Egg-Butt Snaffle (a) with cheeks (b) without cheeks
  5. Other types of snaffles with cheeks
  6. Snaffle **with upper cheeks only**
  7. Rubber, leather, plastic or steel snaffle, jointed or un-jointed
  8. Hanging Cheek Snaffle
  9. Ordinary Snaffle with double jointed mouthpiece – with lozenge
  10. Ordinary Snaffle with double jointed mouthpiece – French Link
  11. Un-jointed wavy plastic or rubber snaffle (not steel) (a) with cheeks (b) without cheeks
- NB** Bit No 11 can be used for Eventing Dressage **ONLY**.
12. Ordinary snaffle with rotating mouthpiece

Double-jointed mouthpieces may have one 'roller' or rotating middle piece in the centre section. Multiple 'rollers' are not permitted.

**ALSO PERMITTED BUT NOT PICTURED:**

- Half moon – port-mouth – curved mouthpieces
- Rubber or synthetic bit – both jointed and unjointed
- Sweet Iron bit

Crescendo



Cherry Roller



Wilkie Snaffle



Dr Bristol



Copper Roller



Dutch Gag / Pessoa Snaffle



3 Ring

Dutch Gag / Pessoa



4 Ring

Dutch Gag / Pessoa

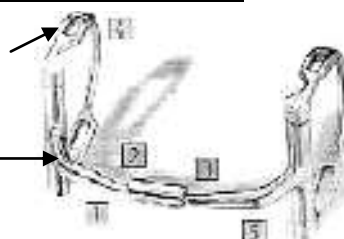


Peewee Bit



Myler Egg-Butt D ring Snaffle Bit with slots

The check piece attaches to the top slot and the rein to the bottom slot, (this increases the leverage action)



**Kimblewick Bits**



This variation of the Kimblewick has slotted bit rings.



The original version of the Kimblewick



Myler Kimbelwick

**Can only be used with a Cavesson Noseband. Jointed Mouthpieces are NOT permitted.**

**Pelham Bits**



**Half Moon Pelham**



**Port Mouth Pelham**



**Two loop Pelham**

**Can only be used with a Cavesson Noseband. Jointed Mouthpieces are NOT permitted.**

More examples can be seen in the General Section of the Manual under Bridles/Bits.

*Pessoa and Pelham Bits may be ridden with*



- a. Two reins, or
- b. A single rein attached to roundings,
- c. Divided reins.



or

Two reins may be used with single mouthpiece bits including the Kimblewick, Pelham and Dutch Gag / Pessoa Snaffle.

**SADDLERY**

**BRIDLE** Leather or Synthetic Fibre with matching Noseband

**NOSEBANDS** Cavesson Noseband Dropped Noseband Hanoverian (Flash)  
Grakle or Mexican Grakle (Crossover) Continental or Crank Noseband

*If a bit with a curb chain or curb strap is used, the only permitted Noseband is a Cavesson*

**BIT GUARDS, AUSTRALIAN CHEEKERS – Permitted**

**MARTINGALES** - Unrestricted running Martingales, with rein and neck stops or Irish Martingales with rein stops are permitted

**BREASTPLATES / CRUPPERS / NECK STRAPS** Permitted

**SADDLE** English Type (Fully mounted) of leather or synthetic fibre and it must have a Girth with a minimum of two buckles, OR a Girth with a single buckle and surcingle. Humane Girth must have surcingle

**SADDLE CLOTHS/NUMNAHS** Must be in Club or Zone colours or White.  
All team members must have the same Saddle Cloths/Numnahs  
½ numnahs permitted in white, black, cream or club colours

**STIRRUP IRONS / STIRRUP LEATHERS**

Stirrup Irons can be basically all metal or Carbon Polymer but not wooden, plastic, or aluminium

Stirrup safety bar clip must be turned down.

Stirrup leathers must not be tied down or worn under the saddle flap

Stirrup Irons to allow 1cm minimum each side of the rider's boot at the broadest part, maximum 1.5cm approx each side

**Toe-Stoppers** – permitted. If used, must fit as for stirrup irons

**Stirrup Treads** – use of stirrup treads is optional, but if used, they must be made of rubber and be either black or white.

**WHIPS** - if carried, must have a flexible flap, must not be weighted at the end, maximum length 75cm including flap.

Loop Handles must be removed.

Dressage Whips – NOT permitted.

**BANDAGES / BOOTS / BELL BOOTS**

Polar Fleece Bandages must be either stitched, or taped with a minimum of three (3) separate rounds of electrical tape.

**Polar Fleece Bandages are NOT recommended for Cross Country or Show Jumping.**

*Other* Bandages **must** have padding and be either stitched, or taped with a minimum of three (3) separate rounds of electrical tape.

*Bandages and tape must not be tight enough to cause pressure areas.*

Boots to be clean and correctly fitted – fastenings at the outside, straps facing backwards.

Boots with *metal loop-fasteners* must be fitted and fastened correctly, – fastenings on the outside with straps facing backwards.

**Taping of Boots is optional.**

**FRONT AND BACK NUMBERS (BIBS)** must be worn.

**BRIDLE/ SADDLE CLOTH NUMBERS** must also be worn.

**HORSE / PONY**

Must be 4 years of age or over. No discharge from Eyes and Nose. No chronic cough. No swellings. The sighting of any blood (whether wet or dry) from either the mouth, nostrils or spur area must be reported and checked by the Vet/Steward/Ground Jury/Coach (whichever is applicable)

**HOOVES** - to show evidence of recent care. Horse/Pony must have either: 4 Unshod Hooves **OR** Front 2 Hooves Shod, Back Hooves Unshod **OR** Back 2 Hooves Shod, Front Hooves Unshod **OR** All Hooves Shod

To be neat, tidy and clean. Manes and forelocks may be plaited. Tails to be pulled, trimmed or plaited. False tails permitted but must not have metal parts.

<b>RIDER / DRESS</b>
----------------------

A rider weighing more than 53 kilograms (8 stone 5lbs) dressed to compete, may not ride a pony 12.2 hands or under.

**SAFETY HELMET** – Must be ASA / NZS 3838 -2003 or PAS 015 (UK), ASTM F 1163 (USA), EN 1384 (Europe). Clip Fasteners to be clicked up securely

**SHIRTS** - Long sleeved, in Club or Zone colour/s, fastened at the wrist and tucked in to waistband of jodhpurs. Sleeves must NOT be pushed/rolled up.

**TIES** - To be in Pony Club or Zone colour/s, wearing of ties for Cross Country is optional

**JUMPERS** - V-Necked Sleeved (or Sleeveless) Jumper in Club / Zone Colour/s worn with Long Sleeved Shirt and Tie. Jumper must not be removed without permission of the Judge, Examiner or Coach. Long Sleeves must NOT be pushed or rolled up. **Team Members, Pairs, must wear either matching Long Sleeved Jumpers or Short Sleeved Jumpers.**

**POLO SHIRTS** with long sleeves in the registered Club or Zone primary colour/s may be worn tucked in o waistband of jodhpurs or trousers. Sleeves must not be rolled or pushed up. **Team Members, Pairs, must wear either matching Long Sleeved Jumpers/Shirts and Ties or Polo Shirts.**

**BADGE / DISC** – To be worn on the "V" of the jumper. **Optional.**

**JODHPURS** - **Beige, Bone or Fawn, (NO hipsters or low-rise).** Jodhpur Clips optional. Long socks are NOT permitted to worn over jodhpurs.

**RIDING TROUSERS OR MOLESKINS** of Fawn, Bone or Beige colour, the top of which shall be at the rider's waist (**NO hipsters or low-rise**) and the length of which shall be such that when mounted the top of the rider's boot shall be covered, permitted.

**BOOTS** - Long Boots or Jodhpur Boots, no splits or holes, soles must be smooth and continued to heel - no half soles. Elastic sides must be firm, if stretched, use Jodhpur clips. Boots with zipper down front permitted.

**LEGGINGS / GAITERS** - must match the colour of the boots.

**SPURS** – optional. If used, must be smooth *metal*, with a shank, which must be not more than 3.5cms long, pointing downwards to the rear, and the end must be blunt in order to prevent wounding a horse. Straps must be correctly fitted with buckles to the outside. "Spur Ends" optional, must have one on each spur if used.

**HAIR** - Must be neatly restrained. Long hair to be restrained in a hairnet or plaited to no longer than shoulder length.

**MAKE UP** - The wearing of make up is discouraged, Coloured Nail Polish not permitted.

**JEWELLERY** - Medic-Alert bracelets and chains must be taped leaving the disk exposed. Rings must be removed or taped. No other jewellery or body piercing permitted. Watches, Medic Alert Sports Bands, mouthguards and PCAWA Badges are permitted

**GLASSES** - Prescription Spectacles permitted. Sun Glasses Aus Std 1067, (Cancer Council), permitted

**GLOVES** – optional.

**BODY PROTECTORS** - optional but recommended for D grade level and below. Compulsory for C grade level and above. Must be fitted correctly

**WET WEATHER GEAR** - Wet weather gear not to be worn without permission of the Judge, Examiner or Coach.

**FRONT AND BACK NUMBERS (BIBS)** must be worn


**BRIDLE OR SADDLE CLOTH NUMBERS** must also be worn.

**MEDICAL ARMBAND COMPULSORY** and **must** be worn on the **LEFT UPPER ARM.**

**APPENDIX V PERMITTED NOSE BANDS**



Cavesson noseband



Dropped noseband



Crossover-type noseband  
(also known as Grakle  
or Mexican noseband)



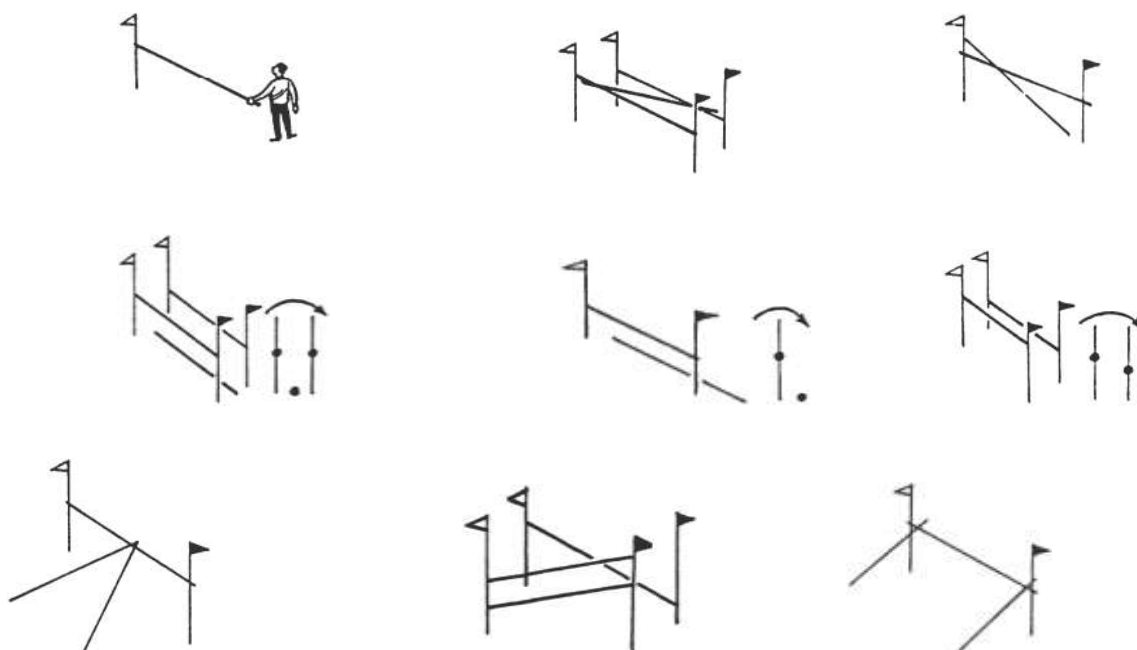
Flash type noseband  
(also known as  
Hanoverian)

# APPENDIX VI

## PROHIBITED PRACTICE SHOWJUMPING FENCES

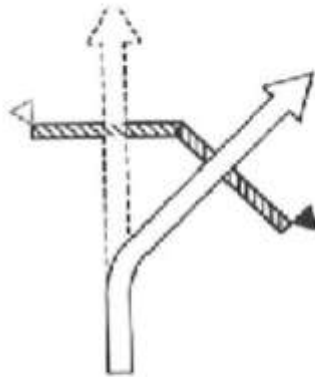
Captions for Figure 6

1. Held by hand.
2. Neither end of cross pole supported by standard cup or fitting.
3. Top end of sloping pole higher than horizontal pole.
- 4.a/b Pole on ground forming false ground line.
5. Front element higher than rear element.
6. Neither end of sloping poles supported by standard cup or fitting.
7. Top end of sloping poles higher than horizontal pole and not supported by standard cup or fitting.
8. Alternate sloping poles (e.g. St Andrews Cross).



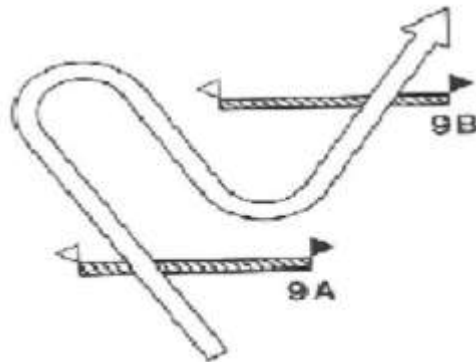
# Appendix VII

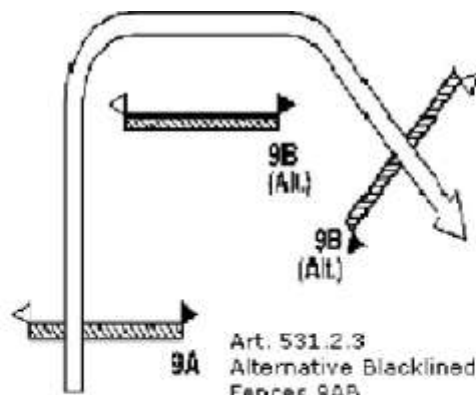
## Diagram of Cross Country Obstacles & Faults



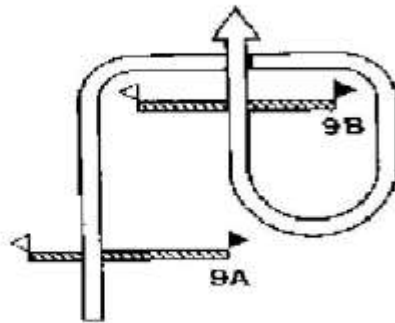
Change of intention by rider

Art. 532 If no refusal and no  
runout - 0 penalties  
Art. 1  
If no refusal - 0 penalty

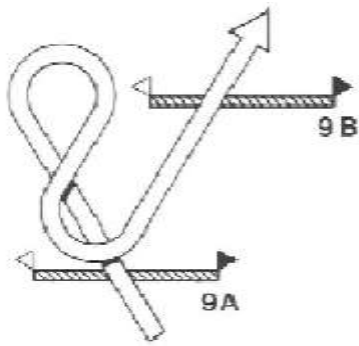




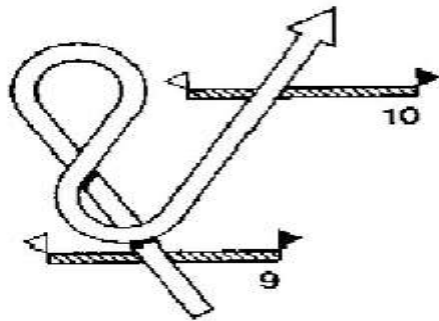
Art. 531.2.3  
Alternative Blacklined  
Fences 9AB  
0 penalty - not presented  
at the other alternative



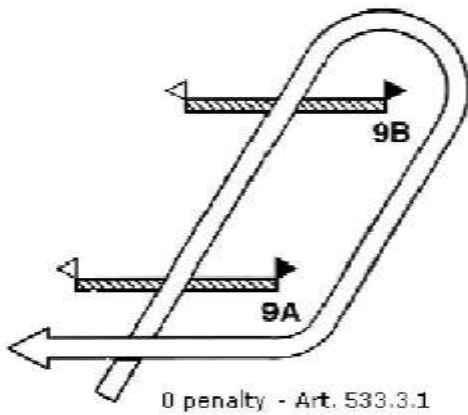
Art. 533.3.1  
20 Penalties



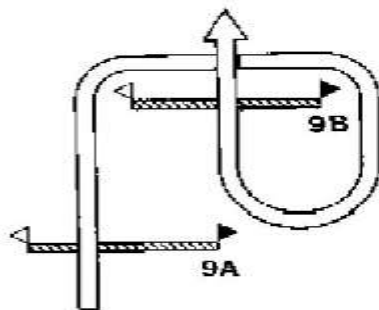
20 penalties - Art. 533.3.1



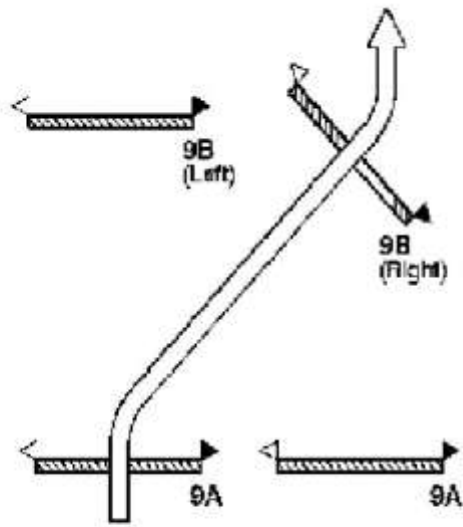
0 penalty - Art. 533.3.3



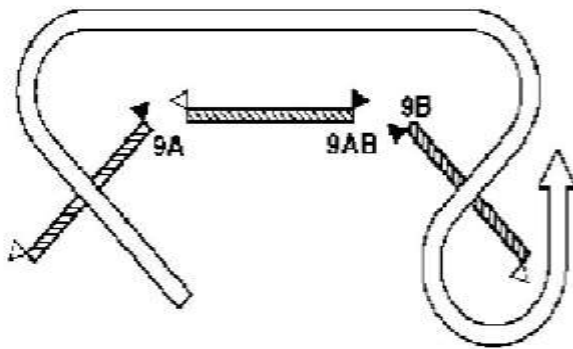
0 penalty - Art. 533.3.1



Art. 533.3.1  
20 Penalties



0 penalty - Art. 531.2.3

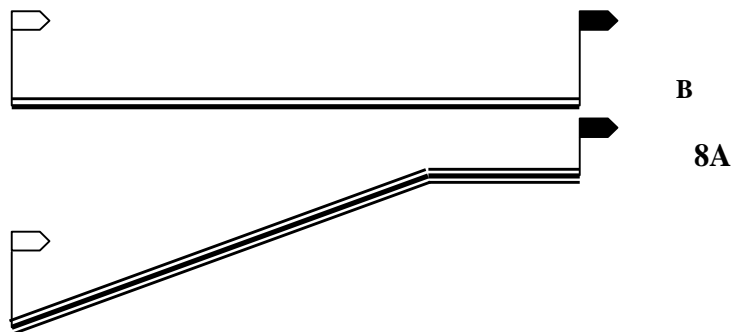
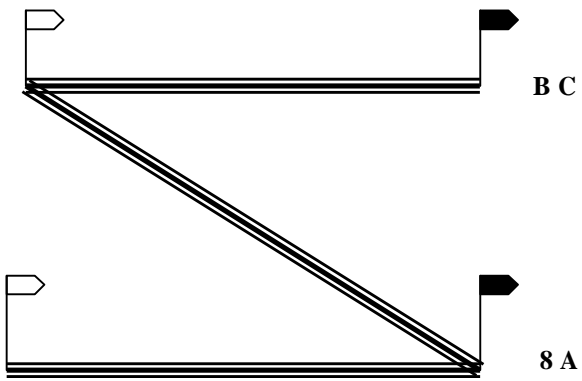
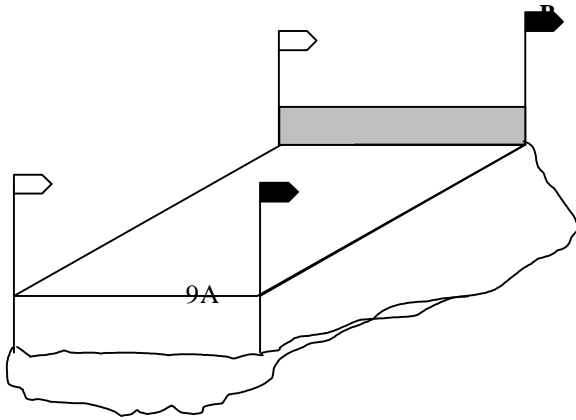


0 penalty - Art. 531.2.3

Missing: Diagram Art. 533.3.1, zero penalties

# APPENDIX VIII

## Flagging Obstacles



# APPENDIX IX

## Measuring Cross-Country Obstacles

Refer to Appendix III for specifications

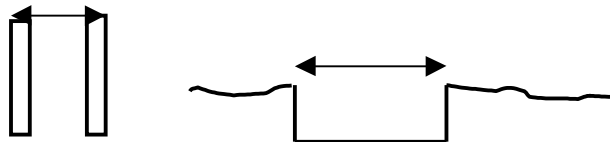
### 1. Height of Obstacle

The height of the Obstacle is measured form the point where the average Horse is expected to take off this point must be correctly assessed as even a small slope can make a difference and no obstacle is allowed to be over height.



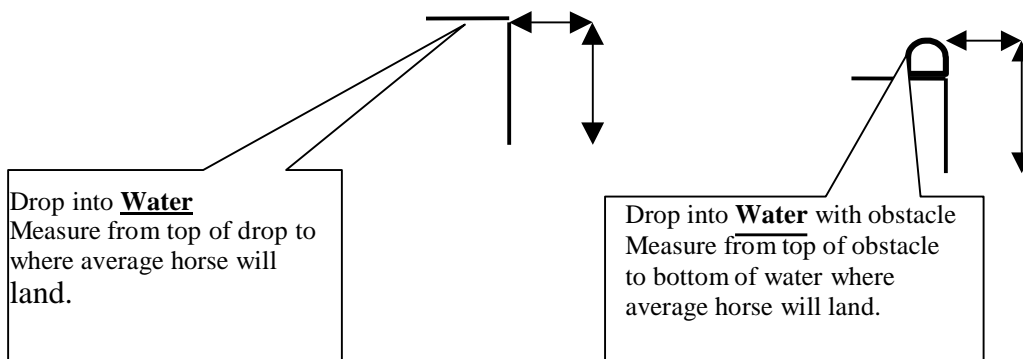
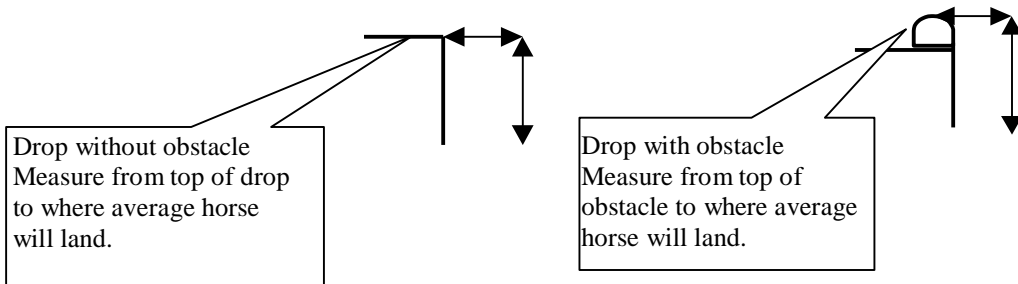
### 2. Spread Obstacles

The Spread of the Obstacles is measured from the outside of the rails or other material making up the Obstacle.



### 3. Measuring Drop Obstacles

If **brush** is used on a drop obstacle then measure from top of the brush to where average horse will land.



## APPENDIX X

### Pony Club Association of Western Australia Eventing Dressage Tests Effective January 2010

**Pony Club or Zone ODE's**  
*(These are suggested Tests Only)*

<b>Grade A Plus</b>	<b>FEI 2009 CCI* A or B</b>
<b>Grade A</b>	<b>2A &amp; Eventing specific test</b>
<b>Grade B</b>	<b>1C &amp; 1D</b>
<b>Grade C</b>	<b>1B</b>
<b>Grade D</b>	<b>1A</b>
<b>Grade E</b>	<b>3 &amp; 4 Preparatory Tests</b>

#### **State Eventing Championships**

**Grade A Plus**  
**Grade A**  
**Grade B**  
**Grade C**

**Copies of these tests can be downloaded from the EA documents page.**

[www.equestrian.org.au](http://www.equestrian.org.au)